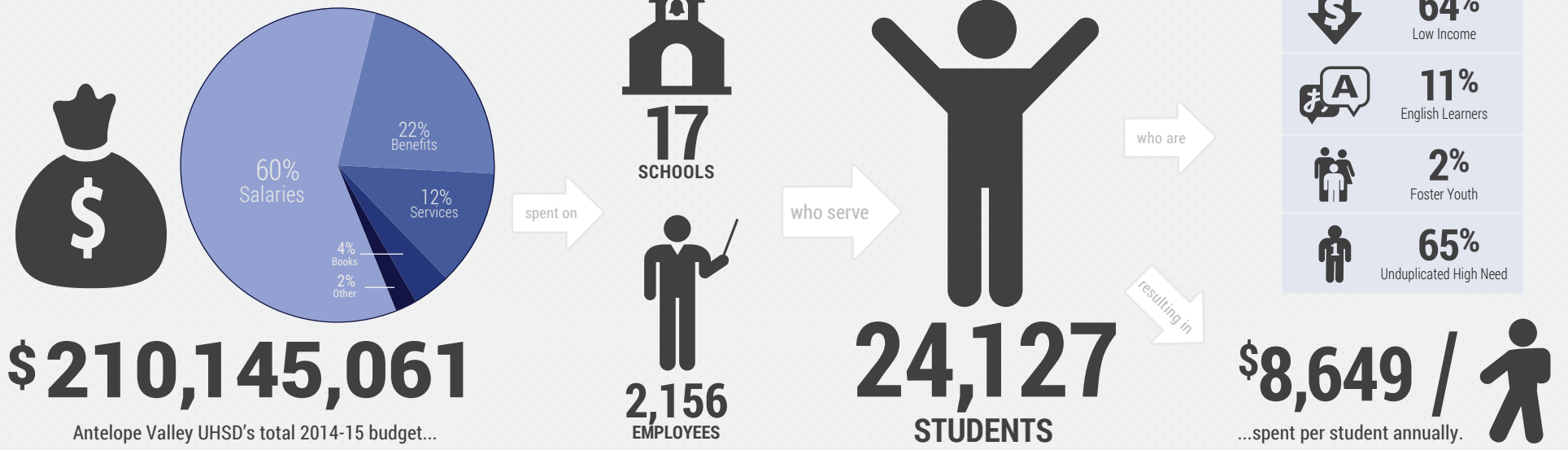


# Local Control and Accountability Plan

Antelope Valley UHSD  
2016-17 Highlights



## District Overview



## GOAL #1 INVESTING \$7,849,691



### College & career readiness

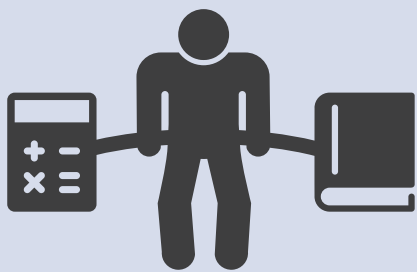
#### HIGHLIGHTED OUTCOMES & METRICS

	INCREASE EAP COLLEGE READINESS	+2% <sup>ELA</sup> +5% <sup>Math</sup>
	INCREASE A-G COMPLETION RATE	+10%
	INCREASE AMAO 1 & 2 ENGLISH PROFICIENCY	+2%
	INCREASE GRADUATION RATE	+1%
	INCREASE EL RECLASSIFICATION RATE	+5%

#### HIGHLIGHTED ACTIONS, EXPENDITURES & TARGETS

1.1 - Student college & university visits	\$120,000	
1.2 - Administer PSAT for 10 & 11 graders	\$131,378	
1.3 - Shmoop test prep account access	\$350,000	
1.4 - Teacher summer AP training to maintain qualified staffing	\$67,000	
1.5 - Expand after school tutoring & remediation options	\$302,500	
1.6 - Administer Scholastic Reading Indicator 2x per year	N/C	
1.7 - Reduce class sizes to 25:1 ratio for intensive ELA, Algebra, & literacy support classes	\$408,013	
1.8 - Additional staff to administer & monitor CELDT outcomes	\$81,500	
1.9 - Increase students in higher level courses	N/C	

## GOAL #2 INVESTING \$14,601,896



### Rigorous curriculum


#### HIGHLIGHTED OUTCOMES & METRICS

	INCREASE AP PARTICIPATION	+5%
	INCREASE AP 3+ SCORES	+3%
	INCREASE CLASSROOM WALK-THROUGHS	+10,000

#### HIGHLIGHTED ACTIONS, EXPENDITURES & TARGETS

2.1 - Guidance counseling services for academic, collegiate, professional & personal growth opportunities	\$4,110,000	
2.2 - Augment Guidance services (includes Certificated & Classified personnel)	\$5,357,000	
2.3 - Increase PD opportunities to continue CCSS curriculum development	\$932,000	

## GOAL #3 INVESTING \$178,475,013



### Safe & positive school climate


#### HIGHLIGHTED OUTCOMES & METRICS

	INCREASE ATTENDANCE RATE	+1%
	DECREASE CHRONIC ABSENTEEISM	-5%
	DECREASE TRUANCY	-3%

#### HIGHLIGHTED ACTIONS, EXPENDITURES & TARGETS

3.1 - Increase awareness of diverse student & community population	\$48,000	
3.2 - Williams materials compliance	\$3,002,900	
3.3 - Williams facility compliance (maintenance & operational expenses)	\$29,075,751	
3.4 - All teachers fully credentialed & appropriately assigned	\$80,813,894	

## GOAL #4 INVESTING \$526,634



### Build stakeholder relationships

#### HIGHLIGHTED OUTCOMES & METRICS

	MAINTAIN PREVIOUS YEAR'S PARENT OUTREACH OPPORTUNITIES	=
	INCREASE NUMBER OF LCAP VIDEO YOUTUBE VIEWS	+2%
	INCREASE SCHOOL CLIMATE INDEX ON CHKS	+3%

#### HIGHLIGHTED ACTIONS, EXPENDITURES & TARGETS

4.1 - Contract Hanover Research to gather data from all stakeholders	\$37,600	
4.2 - Add "Parent Link" system for messaging families, creating a digital app & coordinating Social Media	\$38,554	
4.3 - College information & financial aid workshops for EL parents	\$73,000	

Antelope Valley Union High School District, 44811 North Sierra Hwy. Lancaster, CA 93534; (661) 948-7655; www.avdistrict.org, CDS #1964246000000.



©2016 solutions@goboinfographics.com, (888) 938-7779

\* See the full LCAP Infographic, text, or mobile version at: [www.goboinfo.com/antelopevalleyuhsd](http://www.goboinfo.com/antelopevalleyuhsd)

