


Local Control & Accountability Plan Summary

2017-18
Carlsbad USD
Page 1 of 2



DISTRICT STORY



11,077 TK-12 STUDENTS

16
SCHOOLS

12
DISTINGUISHED
Schools

977
EMPLOYEES

STUDENT ETHNICITY

White 56%
Hispanic 27%
2+ Races 7%
Asian 6%
Other 4%

SUBGROUPS

23%
Low Income

8%
English Learners

<1%
Foster Youth

23%
Unduplicated High Need

Core Values

Integrity, Excellence,
Respect, & Accountability



Graduate Profiles

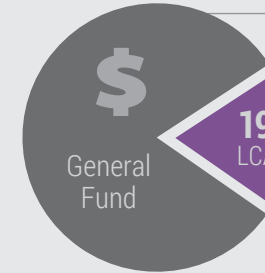
Preparing all students for
life beyond high school

District Mission

We provide every student an
extraordinary education in an
inspiring environment



BUDGET



General Fund Expenditures:
\$107,309,048
LCAP Expenditures:
\$20,281,487
LCFF Revenues:
\$86,127,222
(Totals Budgeted for 2017-18 LCAP Year)

Additional Expenditures Not Specified in the LCAP:

- Base program
- Special education costs
- Contributions to Restricted Maintenance
- Categorical dollars being spent over a number of years

LCAP HIGHLIGHTS

✓ Standards-based learning in safe schools



GOAL
#1

Highlighted Actions

- 1.1 - PD & collaboration aligned with strategic initiatives
- 1.2 - Specific teaching strategies & training
- 1.3 - Identify, prioritize & purchase instructional materials




✓ College / Career Readiness

GOAL
#2

Highlighted Actions

- 2.1 - Ensure uniform implementation through professional learning
- 2.2 - RTI support & training for staff
- 2.7 - Budget autonomy for academic / intervention plans

✓ Engaged School & Community



GOAL
#3

Highlighted Actions

- 3.3 - Spanish Speaking Parent University courses
- 3.4 - Continue Parent University topics based on feedback
- 3.6 - Maximize District / School site communication tools



Local Control & Accountability Plan Summary

2017-18
Carlsbad USD
Page 2 of 2



GREATEST PROGRESS



**High ELA
assessment
scores**



**High math
assessment
scores**



**English
Learner
progress**



Planned Actions to Maintain Progress:

- Continue standards-aligned professional development
- Provide CTE pathway course information
- Parent engagement events & access to A-G graduation requirements, college admission, & online safety info
- Continue ELA & Math intervention

GREATEST NEEDS

**Decrease
suspension
rate**



**Increase
graduation
rate**



Planned Actions to Address Needs:

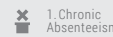
- ELA & math intervention & sheltered HS classes
- After school tutoring, homework support, & additional counseling
- Additional administrator behavior intervention training & alternative means of correction

PERFORMANCE GAPS

Subgroup
in Need:



State
Indicators:



- 2. Suspension Rate
- 3. English Learner
- 4. Graduation Rate
- 5. College/Career Readiness
- 6. ELA Assessment
- 7. Math Assessment

Pacific Islander



**Students with
Disabilities**



English Learners



Low Income



African America




Planned Actions to Address Performance Gaps:

- Increase interventions prior to suspension
- After school tutoring, homework support, & additional counseling
- Additional administrator behavior intervention training & alternative means of correction

INCREASED OR IMPROVED SERVICES



**Increase
Counselors**



**Implement High
School Readiness
Index to target
interventions**



**Continue transition to
ELA/ELD standards,
Model Lessons,
& EL supports**

