


Local Control & Accountability Plan Summary



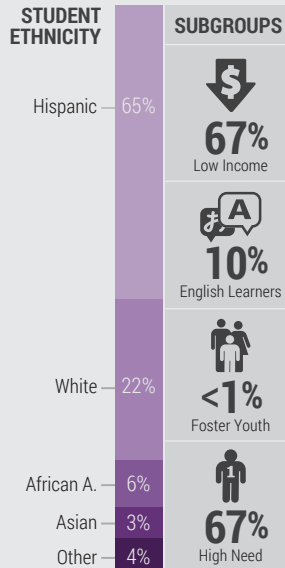
DISTRICT STORY



38,705 9th-12th STUDENTS

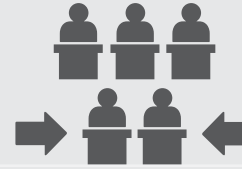
23 SCHOOLS*

4,002 EMPLOYEES




Class-size Reduction

36% Section allocation increase
475 Teaching sections added



Education Partners

Assist students smoothly transition from one academic level to the next, thrive, & succeed

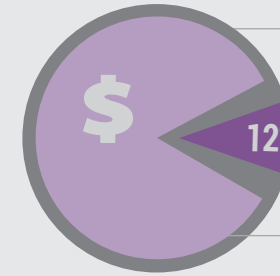


Mission Fundamentals

Comprehensive curriculum & appropriate interventions for all students



BUDGET



General Fund Expenditures:
\$460,447,596

LCAP Expenditures:
\$55,438,504

LCFF Revenues:
\$383,300,000

(Totals Budgeted for 2017-18 LCAP Year)

Additional Expenditures Not Specified in the LCAP:

- Salaries & benefits for all certificated teachers, classified personnel, & administrative staff members
- Books & supplies
- Services & operating expenditures
- Capital outlay

LCAP HIGHLIGHTS

GOAL #1



Highly Qualified, Trained & Diverse Teachers

Highlighted Outcomes



HIGHLY QUALIFIED TEACHERS



MAINTAIN TEACHERS GOOD / EXEMPLARY SARC COMPLIANCE

GOAL #2



Relevant, Innovative & Ample Instructional Resources

Highlighted Outcomes



COMPUTERIZED PROGRAMS



EL SUPPORT & INTERVENTION CLASSES

GOAL #3



Prepare Graduates for Post Secondary Experience

Highlighted Outcomes



CAREER TECHNICAL EDUCATION



COLLEGE READINESS (NAVIENCE, PROJECT BEST, ERWC, CAREER CHOICES)

GOAL #4



Enhance positive, safe & supportive environments

Highlighted Outcomes



INCREASE PARENT CENTERS



POSITIVE BEHAVIOR INTERVENTION & SUPPORT



Local Control & Accountability Plan Summary



GREATEST PROGRESS		
	Increased teacher recruitment	Indicator: Local +14%
	Access literacy course implementation	Indicator: Local +56%
	Increased graduation rate	CA Dashboard Status: High Change: Increase Significantly
Planned Actions to Maintain Progress:		
- Continue KHIP support for new teacher mentorship		
- Maintain ELA/Literacy resource teacher to oversee program development		
- Continue additional intervention class sections for "at-risk" students		

GREATEST NEEDS		
	Improve English Learner progress	Indicator: California School Dashboard Status: Very Low Change: Declined
	Improve Individual Reading Levels	Indicator: Local
Planned Actions to Address Needs:		
- Continue literacy strategies integration into English Language Development curriculum		
- Ongoing ELD & SDAIE teacher professional development		
- Monitor student literacy progress to provide effective interventions		

PERFORMANCE GAPS	
Subgroup in Need:	State Indicators:
Students with Disabilities	
English Learners	
Planned Actions to Address Performance Gaps:	
- Continue Positive Behavior Interventions & Supports efforts to foster safe & positive school environments	
- Establish an English Learner task force to examine obstacles & find solutions	

INCREASED OR IMPROVED SERVICES		
	Add 70 literacy & reading sections	
for		
	Optimal classroom intervention	
for		
	Summer EL support classes	
for		