


Local Control & Accountability Plan Summary

2017-18
Pathways Charter School
Page 1 of 2

SCHOOL STORY



228 TK-12 STUDENTS

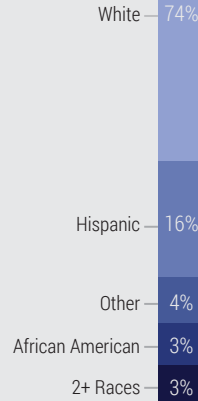


3
SITES




18
EMPLOYEES

STUDENT ETHNICITY

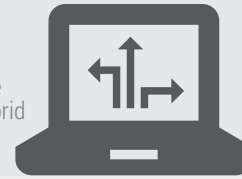


GROUPS



iLearn Academy

Serves TK-8th graders & their families who choose Independent Study or hybrid education program



CARE

Serves 7th-9th graders in a small, self-contained setting with individual student attention

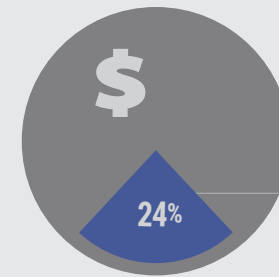


iCARE

Serves 7th-12th graders who have been expelled, referred by probation or SARB, or placed by a parent. Instruction in a small & supportive setting.



BUDGET



Total Program Expenditures:
\$3,694,652

LCAP Expenditures:
\$894,652

Base Grant Expenditures Not Specified in the LCAP:

- Base educational program expenditures including: classroom & independent study teachers, books, supplies, transportation, facility costs, program & school administration costs

\$2,800,000

LCAP HIGHLIGHTS

✓ Optimal Learning Environment



GOAL
#1

Highlighted Actions

- 1.1 - Provide PD & instructional coaching (PLCs, State Adopted Standards & Cultural Competency)
- 1.3 - Multiple ways to access Common Core curriculum
- 1.4 - Maintain support staff (Behavior Specialists, etc.)

✓ Engage Students



GOAL
#2

Highlighted Actions

- 2.2 - Technology for students (e-mail addresses & LMS)
- 2.4 - Student resiliency (counseling, social work & administer CHKS)
- 2.5 - Broad course of study (programming & robotics)

✓ Provide Supplemental Support



GOAL
#3

Highlighted Actions

- 3.1 - Maintain support staff for small group & individualized instruction
- 3.2 - Enrichment opportunities (Environmental Outdoor Education, & summer instruction & intervention)



Local Control & Accountability Plan Summary

2017-18
Pathways Charter School
Page 2 of 2

GREATEST PROGRESS

Increased attendance rates		Indicator:  95% Approx.
Decreased behavior referrals		Indicator:  Local Metric
Increased academic motivation		Indicator:  CHKS

Planned Actions to Maintain Progress:

- 1.2** - Continue professional development (SmartBoard training, UDL trainer, & PBIS)
- 2.1** - Implement Individual Learning Plans (student counseling on credit recovery, timely graduation)
- 2.6** - MS career exploration classes & HS Career Pathway



GREATEST NEEDS

Improve academic achievement		Indicator:  Local Metric
Continue focus on Social-Emotional learning		Indicator:  Local Metric
Reduce chronic absenteeism		Indicator:  Local Metric

Planned Actions to Address Needs:

- 1.1** - Provide PD & instructional coaching (PLCs)
- 2.3** - School Attendance Review Board & Bilingual Liaison
- 3.4** - ELD professional development
- 3.5** - ELA proficiency through curriculum & instructional coaching

iLEARN ACADEMY CAASPP RESULTS

Indicators:	2014-15	2015-16	2016-17
 ELA Assessment	46%	53%	55%
 Math Assessment	49%	50%	56%

CAASPP Results Summary:


English Language Arts:

From 2015 to 2017, the percentage of students who meet or exceed ELA Standards has increased by 9%


Mathematics:

From 2015 to 2017, the percentage of students who meet or exceed Math Standards has increased by 7%


INCREASED OR IMPROVED SERVICES



Implement Foster Focus for



Foster Youth





CTE Course Access for



EL LI FY

