


Local Control & Accountability Plan Summary

2017-18
Redlands USD



DISTRICT STORY



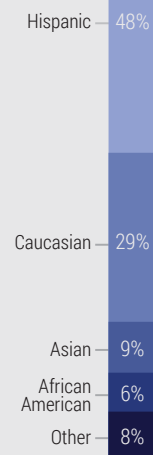
21,395 TK-12th STUDENTS

25 SCHOOLS

14 DISTINGUISHED Schools

1,438 EMPLOYEES

STUDENT ETHNICITY



SUBGROUPS

57% Low Income


9% English Learners

<1% Foster Youth

60% High Need

21st Century Skills

All graduating students demonstrate proficiency in technology use on a daily basis.



Excellent Academics

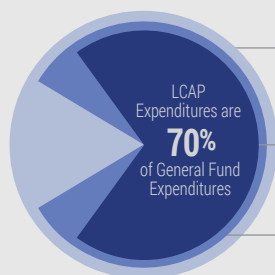
Our schools generally score above the county, state & national average on standardized tests.

District Mission

Empowering students with knowledge & commitment necessary to confront the challenges of our changing world & become the leaders of the 21st century.



BUDGET



General Fund Expenditures:

\$217,288,294

LCAP Expenditures:

\$152,146,272

LCFF Revenues:

\$180,697,389

(Totals Budgeted for 2017-18 LCAP Year)

Additional Expenditures Not Specified in the LCAP:

The RUSD General Fund Budget Expenditures includes programs partially funded out of a variety of eligible funding sources. This includes Federal programs Title I, Title II, & Title III; Special Education & Health Care funds; grant funding with ASes, Perkins, & the College Readiness Block Grant; EPA, Lottery, Educator Effectiveness Funds & Partnership Academies.


LCAP HIGHLIGHTS

GOAL #1




Foster Academic Success

GOAL #2



Positive & Supportive School Environment

GOAL #3



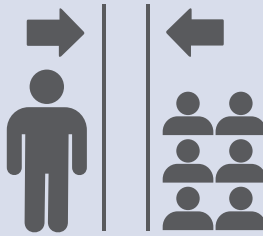
Standards-aligned Instruction

GOAL #4



College & Career Readiness

GOAL #5



Close Subgroup Achievement Gaps

GREATEST PROGRESS

Decreased Suspension Rate



Indicator: California School Dashboard



Status: Low Change: Declined



Maintained ELA Assessment

Indicator: California School Dashboard



Status: High Change: Maintained

Improved College & Career Readiness



Local Metric

Planned Actions to Maintain Progress:

3.1 - Math & reading instructional support (focused on curriculum, instructional strategies/interventions)

4.1 - Training & collaboration time to establish equitable AVID programs

5.6 - Academic Case Carriers to increase support for FY, EL, LI students

GREATEST NEEDS



Improve Math Assessment

Indicator: California School Dashboard



Status: Medium Change: Maintained

Increase EL Progress



Indicator: California School Dashboard



Status: High Change: Increased



Implement Technology & Science Standards



Local Metric

Planned Actions to Address Needs:

3.4 - Provide Instructional Technology support to implement adopted material

5.1 - Teacher training on specific strategies for subgroup success

5.2 - Increase ELA Middle school teacher staffing to provide coordinated ELA/ELD instruction

PERFORMANCE GAPS

Subgroup in Need:



State Indicators:



English Learners

Foster Youth

Homeless

Low Income

SWD

African American

Hispanic

Planned Actions to Address Performance Gaps:

1.4 - Maintain instructional support services to all sites

2.1 - Individual & group counseling opportunities

2.2 - Student drug testing program & 6-12 grade interventions

3.3 - Reading intervention at all elementary schools

INCREASED OR IMPROVED SERVICES




Increase AVID Program

for EL LI FY



Strengthen CTE for each High School

for EL LI FY



Strengthen Redlands Ready program

for EL LI FY



Redlands Unified School District, 20 West Lugonia Ave., Redlands, CA 92374; (909) 307-5300; www.redlands.k12.ca.us; CDS#: 36678430000000
Superintendent: Mauricio Arellano; Email: Mauricio_Arellano@redlands.k12.ca.us

©2018 solutions@goboinfo.com, (888) 938-7779



* For additional LCAP resources click or scan the QR code or go to www.goboinfo.com and search for your district.

