


Local Control & Accountability Plan Summary



DISTRICT STORY



21,395 TK-12th STUDENTS

25 SCHOOLS

14 DISTINGUISHED Schools

1,438 EMPLOYEES

STUDENT ETHNICITY	PERCENTAGE	SUBGROUPS	PERCENTAGE
Hispanic	48%	Low Income	57%
Caucasian	29%	English Learners	9%
Asian	9%	Foster Youth	<1%
African American	6%	High Need	60%
Other	8%		

21st Century Skills

All graduating students demonstrate proficiency in technology use on a daily basis.



Excellent Academics

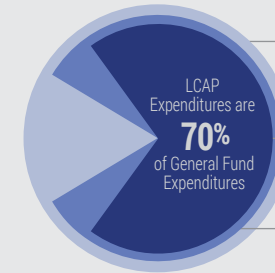
Our schools generally score above the county, state & national average on standardized tests.

District Mission

Empowering students with knowledge & commitment necessary to confront the challenges of our changing world & become the leaders of the 21st century.



BUDGET



General Fund Expenditures:
\$217,288,294

LCAP Expenditures:
\$152,146,272

LCFF Revenues:
\$180,697,389

(Totals Budgeted for 2017-18 LCAP Year)

Additional Expenditures Not Specified in the LCAP:

The RUSD General Fund Budget Expenditures includes programs partially funded out of a variety of eligible funding sources. This includes Federal programs Title I, Title II, & Title III; Special Education & Health Care funds; grant funding with ASES, Perkins, & the College Readiness Block Grant; EPA, Lottery, Educator Effectiveness Funds & Partnership Academies.


LCAP HIGHLIGHTS

GOAL #1




Foster Academic Success

GOAL #2



Positive & Supportive School Environment

GOAL #3



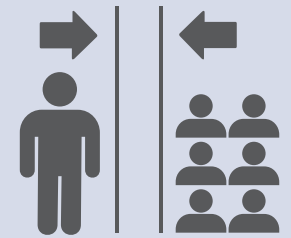
Standards-aligned Instruction

GOAL #4



College & Career Readiness

GOAL #5



Close Subgroup Achievement Gaps



Local Control & Accountability Plan Summary



GREATEST PROGRESS

<p>Decreased Suspension Rate</p>	<p>Indicator: California School Dashboard</p> <p>Status: Low Change: Declined</p>
<p>Maintained ELA Assessment</p>	<p>Indicator: California School Dashboard</p> <p>Status: High Change: Maintained</p>
<p>Improved College & Career Readiness</p>	<p>Indicator:</p> <p>Local Metric</p>

- Planned Actions to Maintain Progress:**
- 3.1 - Math & reading instructional support (focused on curriculum, instructional strategies/interventions)
 - 4.1 - Training & collaboration time to establish equitable AVID programs
 - 5.6 - Academic Case Carriers to increase support for FY, EL, LI students

GREATEST NEEDS

<p>Improve Math Assessment</p>	<p>Indicator: California School Dashboard</p> <p>Status: Medium Change: Maintained</p>
<p>Increase EL Progress</p>	<p>Indicator: California School Dashboard</p> <p>Status: High Change: Increased</p>
<p>Implement Technology & Science Standards</p>	<p>Indicator:</p> <p>Local Metric</p>

- Planned Actions to Address Needs:**
- 3.4 - Provide Instructional Technology support to implement adopted material
 - 5.1 - Teacher training on specific strategies for subgroup success
 - 5.2 - Increase ELA Middle school teacher staffing to provide coordinated ELA/ELD instruction

PERFORMANCE GAPS

<p>Subgroup in Need:</p>	<p>State Indicators:</p>
English Learners	
Foster Youth	
Homeless	
Low Income	
SWD	
African American	
Hispanic	

- Planned Actions to Address Performance Gaps:**
- 1.4 - Maintain instructional support services to all sites
 - 2.1 - Individual & group counseling opportunities
 - 2.2 - Student drug testing program & 6-12 grade interventions
 - 3.3 - Reading intervention at all elementary schools

INCREASED OR IMPROVED SERVICES

Increase AVID Program

for

Strengthen CTE for each High School

for

Strengthen Redlands Ready program

for