


Local Control and Accountability Plan

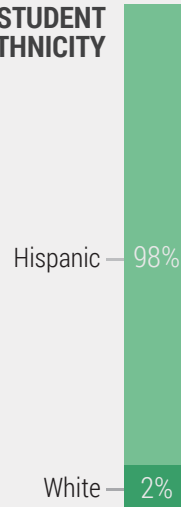
District Overview (2015-16)



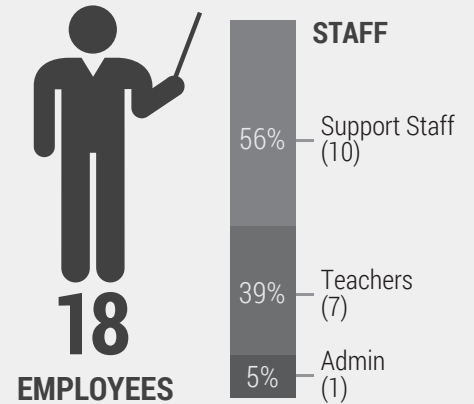

High School:	0	Alternative Ed:	0
Junior High:	0	Adult:	0
Elementary:	1	Charter:	0




STUDENT ETHNICITY



SUBGROUPS

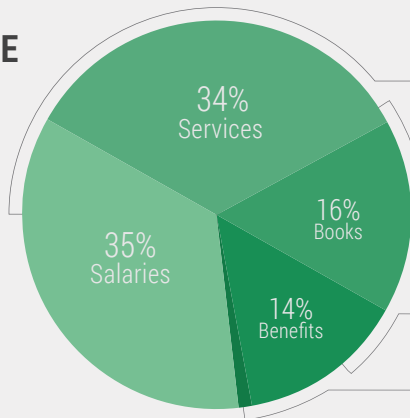


ANNUAL REVENUE

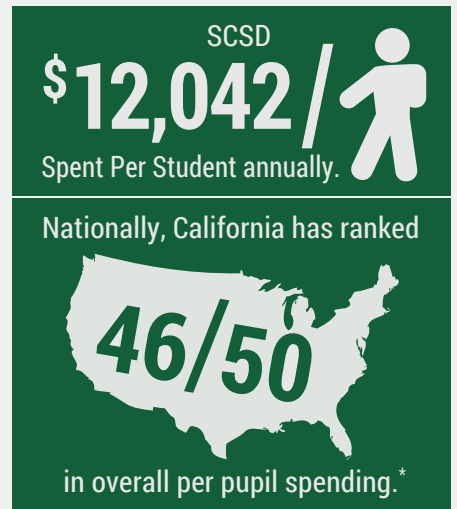




Total, All Sources:

\$1,658,668



Employee Salaries: \$539,751 (35%)
 Services / Operations: \$519,418 (34%)
 Books / Supplies: \$250,423 (16%)
 Employee Benefits: \$207,418 (14%)
 Other: \$16,698 (1%)
 Total General Fund Expenditures: **\$1,633,538 (100%)**




Stone Corral School District, 15590 Avenue 383, Visalia, CA 93292, Phone: (559) 528-4455, Website: www.tcoe.org/districts/stonecorral.shtm, CDS# 5472140000000.

About This Data: The figures above represent the most recently reported public data available from the California Department of Education, ranging from 2012 to 2016. Some values may not match exactly due to rounding, reporting delays, or anomalies. *State rankings on 2013 data in the most recent 2016 Education Week Quality Counts Report Card.

©2016 solutions@goboinfo.com
 (888) 938-7779

100%

Increased
Professional
Development
Participation



See Annual Update #1.6



Increased
ELA, Math &
ELD Summer
School
Attendance

See Annual Update #1.13

Improved
technology
infrastructure



10 MB

See Annual Update #4.4

1. Stakeholder Engagement



2

SURVEYS
Conducted



8

WORKSHOPS
Held



8+

REVIEWS
Performed



4

BOARD MEETINGS
Convened



10


GROUPS
Involved

Groups include:
Parents, Students,
Teachers, Staff,
Administrators,
Cabinet, Trustees,
ELAC, SSC, &
Title 1 Parents.



Checklist of Items Shared:

- District Profile Data
- State Education Priorities
- LCAP & LCFF Overview
- School Site Plans
- Student Performance data
- CHKS & Character Counts
- SPSAs
- WestEd videos
- ELD Master Plan
- LCAP Survey results
- Tulare COE PowerPoint Presentation



SCSD has informed, consulted, and involved school stakeholders in the process of creating the LCAP as summarized above. Communications to stakeholders includes:



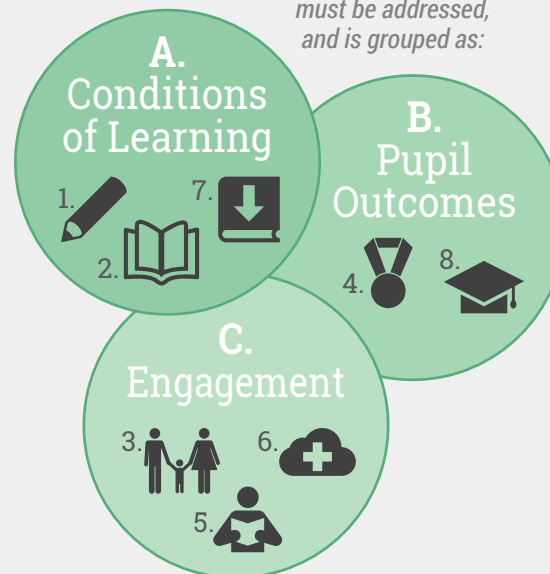
Website, email, phone, word of mouth, meetings.

State Education Priorities



THE 8 STATE EDUCATION PRIORITIES

1. Basic Services
2. Academic Standards
3. Parent Involvement
4. Student Achievement
5. Student Engagement
6. School Climate
7. Course Access
8. Other Outcomes



Each State Priority must be addressed, and is grouped as:



2. Goals, Actions & Expenditures


GOAL

#1



Increase ELA Achievement

SERVING THESE





STATE PRIORITIES	 1. Basic Services	 2. Academic Standards	 3. Parent Involvement	 4. Student Achievement
	 5. Student Engagement	 6. School Climate	 7. Course Access	 8. Other Outcomes
SUBGROUPS	 All Students	 English Learners	 Low Income	 Foster Youth
SCOPE	 District Wide		 School Specific	

EXPECTED 2016-17 MEASURABLE **OUTCOMES**







<p>1.1</p>  <p>IMPROVE ELA SBAC SCORES</p> <div style="display: flex; justify-content: space-around;"> +1 Level = / ↑ 5% </div>	<p>1.2</p>  <p>MONITOR STUDENT PROGRESS USING STAR ASSESSMENTS, AIMSWEB & SBAC TESTS</p>	<p>1.3</p>  <p>INCREASE ELA INTERVENTION PARTICIPATION</p> <div style="font-size: 24px; color: green; text-align: center;">↑ 40 students</div>	<p>1.4</p>  <p>INCREASE ELA PROFESSIONAL DEVELOPMENT</p> <div style="font-size: 24px; color: green; text-align: center;">↑ 100%</div>	<p>1.5</p>  <p>PURCHASE ELA INSTRUCTIONAL MATERIALS, LIBRARY BOOKS & TECHNOLOGY</p>
<p>1.6</p>  <p>ELA ACADEMIC & ATTENDANCE INCENTIVES</p> <div style="text-align: center; color: green; font-size: 24px;">↑</div>	<p>1.7</p>  <p>INCREASE EXTRA & CO-CURRICULAR ELA ACTIVITIES PARTICIPATION</p>	<p>1.8</p>  <p>ADOPT & IMPLEMENT NEW ELA STANDARDS-ALIGNED TEXTBOOK</p>	<p>1.9</p>  <p>INCREASE ELA SUMMER SCHOOL ATTENDANCE</p> <div style="text-align: center; color: green; font-size: 24px;">↑</div>	<p>1.10</p>  <p>HIRE ACADEMIC RECOVERY TEACHER</p>

2. Goals, Actions & Expenditures *(Continued)*

EXPECTED 2016-17 MEASURABLE OUTCOMES

<p>1.11</p>  <p>PURCHASE ACCELERATED READER & OTHER PROGRAMS</p>	<p>1.12</p>  <p>INCREASE FIELD TRIP ATTENDANCE</p> <p>↑</p>	<p>1.13</p>  <p>HIRE ASSESSMENT & CURRICULUM COORDINATOR</p>	<p>1.14</p>  <p>INCREASE HORSE & READER LITERACY PROGRAM PARTICIPATION</p> <p>↑ 40 students</p>
---	--	---	---

EXPECTED 2016-17 ACTIONS & EXPENDITURES

 Goal #1	 Action / Service	 Amount	 Target
	1.1 - Common core staff development (15 times during the year)	\$3,500	 All Students 
	1.2 - CCSS-aligned staff trainings	\$2,000	
	1.3 - Provide intervention during & after school	\$2,000	
	1.4 - Academic performance incentives	\$2,000	
	1.5 - Provide ELA CCSS support materials	\$6,182	
	1.6 - Summer School to provide additional support	\$8,624	
	1.7 - Academic Recovery Aide (identify & monitor student needs, implement interventions, & build relationships with students & families)	\$15,000	
	1.8 - Purchase additional library books	\$12,200	
	1.9 - Purchase instructional & assessment systems (Accelerated Reader, IXL, Moby Max, SRA reading, Aimsweb)	\$4,000	
	1.10 - Tulare COE CCSS-aligned student activities	\$2,000	
	1.11 - CCSS-aligned field trips	\$2,000	
	1.12 - Purchase supportive instructional materials	\$14,857	
	1.13 - Assessment & Curriculum Coordinator to assist & initiate assessments, staff trainings, collect & interpret data	\$15,000	
	1.14 - Horse & Reader Literacy Program participation	\$15,000	
	1.15 - Academic Recovery Teacher to provide direct instruction to students not meeting standards	\$50,000	

GOAL

#2




Increase Math Achievement

SERVING THESE

STATE PRIORITIES	 1. Basic Services	 2. Academic Standards	 3. Parent Involvement	 4. Student Achievement
	 5. Student Engagement	 6. School Climate	 7. Course Access	 8. Other Outcomes
SUBGROUPS	 All Students	 English Learners	 Low Income	 Foster Youth
SCOPE	 District Wide		 School Specific	

EXPECTED 2016-17 MEASURABLE **OUTCOMES**


2.1



INCREASE MATH PROFICIENCY RATES

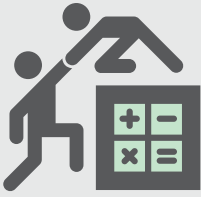
+1 Level
 = / ↑ 5%

2.2



AIMSWEB TESTS TO MONITOR MATH PROGRESS


2.3



INCREASE MATH INTERVENTION PARTICIPATION

↑ 50 students

2.4



INCREASE MATH PROFESSIONAL DEVELOPMENT PARTICIPATION

↑ 100%

2.5




PURCHASE MATH INSTRUCTIONAL MATERIALS

2.6




PURCHASE TECHNOLOGY FOR MATH SUPPORT

2.7



MATH ACADEMIC & ATTENDANCE INCENTIVES

2.8


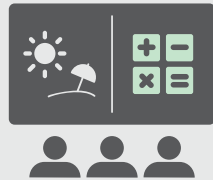




INCREASE EXTRA & CO-CURRICULAR MATH ACTIVITIES PARTICIPATION







↑

2. Goals, Actions & Expenditures *(Continued)*

EXPECTED 2016-17 MEASURABLE OUTCOMES

<p>2.9</p>  <p>ADOPT & IMPLEMENT NEW MATH STANDARDS-ALIGNED TEXTBOOK</p>	<p>2.10</p>  <p>INCREASE MATH SUMMER SCHOOL ATTENDANCE</p> <p style="text-align: center;">↑</p>	<p>2.11</p>  <p>PURCHASE MATH SOFTWARE PROGRAMS</p>	<p>2.12</p>  <p>INCREASE HANDS-ON SCIENCE-MATH INTEGRATION PROGRAM PARTICIPATION</p> <p style="text-align: center;">↑</p>
---	--	--	--


EXPECTED 2016-17 ACTIONS & EXPENDITURES

 Goal #2	 Action / Service	 Amount	 Target
	2.1 - Common core staff development (15 times during the year)	\$3,000	 All Students 
	2.2 - CCSS-aligned staff trainings	\$5,000	
	2.3 - Intervention during & after school	\$6,000	
	2.4 - Provide Math CCSS supportive materials	\$5,000	
	2.5 - Provide Summer School for Math support	\$8,000	
	2.6 - Academic recovery aide (Identify & monitor student needs)	\$15,000	
	2.7 - Math textbook adoption support	\$1,500	
	2.8 - Purchase instructional & assessment systems (Accelerated Math, IXL, Moby Max, SRA reading, Aimsweb)	\$2,000	
	2.9 - Tulare COE CCSS-aligned student activities	\$1,000	
	2.10 - CCSS-aligned field trips	\$2,000	
	2.11 - Purchase supportive instructional materials	\$16,402	
	2.12 - Hands-on science & math program	\$20,000	
	2.13 - Horse & Reader Literacy Program participation	\$15,000	













GOAL

#3











Increase
EL Progress

SERVING THESE

STATE PRIORITIES	1. Basic Services 	2. Academic Standards 	3. Parent Involvement 	4. Student Achievement 
SUBGROUPS	5. Student Engagement 	6. School Climate 	7. Course Access 	8. Other Outcomes 
SCOPE	 District Wide		 School Specific	






EXPECTED 2016-17 MEASURABLE **OUTCOMES**

<p>3.1</p>  <p style="text-align: center;">INCREASE EL STUDENTS IDENTIFIED FOR INTERVENTION</p> <p style="text-align: center; font-size: 24px; font-weight: bold;">↑ 20 students</p>	<p>3.2</p>  <p style="text-align: center;">INCREASE ENGLISH LANGUAGE DEVELOPMENT PROFICIENCY RATE</p> <p style="text-align: center; font-size: 24px; font-weight: bold;">+ 1 Year</p>	<p>3.3</p>  <p style="text-align: center;">INCREASE LANGUAGE ARTS INTERVENTION PARTICIPATION DURING & AFTER SCHOOL</p> <p style="text-align: center; font-size: 24px; font-weight: bold;">↑ 50 students</p>	<p>3.4</p>  <p style="text-align: center;">INCREASE ELD PROFESSIONAL DEVELOPMENT PARTICIPATION</p> <p style="text-align: center; font-size: 24px; font-weight: bold;">↑ 100%</p>
<p>3.5</p>  <p style="text-align: center;">PURCHASE ELD INSTRUCTIONAL MATERIALS, LIBRARY BOOKS & TECHNOLOGY</p>	<p>3.6</p>  <p style="text-align: center;">ELD ACADEMIC & ATTENDANCE INCENTIVES</p>	<p>3.7</p>  <p style="text-align: center;">EXTRA & CO-CURRICULAR ELD ACTIVITIES PARTICIPATION</p>	<p>3.8</p>  <p style="text-align: center;">ADOPT & IMPLEMENT NEW ELD STANDARDS-ALIGNED TEXTBOOK</p>

EXPECTED 2016-17 MEASURABLE **OUTCOMES**


<p>3.9</p>  <p>INCREASE ELD SUMMER SCHOOL ATTENDANCE</p> <p style="text-align: center;">↑</p>	<p>3.10</p>  <p>PROVIDE AN EL COACH FOR TEACHERS & STAFF</p>	<p>3.11</p>  <p>APPROPRIATELY ASSIGNED, CREDENTIALLED, & EL AUTHORIZED TEACHERS</p> <p style="text-align: center;">100%</p>	<p>3.12</p>  <p>IDENTIFY & RECLASSIFY STUDENTS TO RFEP</p>
--	---	---	---

EXPECTED 2016-17 **ACTIONS & EXPENDITURES**

 Goal #3	 Action / Service	 Amount	 Target
	3.1 - Provide ELD standards support materials	\$2,000	
	3.2 - ELD standards implementation Professional Development	\$1,000	
	3.3 - ELD Coach as a resource for strategies	\$3,000	
	3.4 - Instructional & assessment software & tracking systems	\$2,000	 English Learners

GOAL

#4








Instructional Materials & Technology Access






SERVING THESE

STATE PRIORITIES	 1. Basic Services	 2. Academic Standards	 3. Parent Involvement	 4. Student Achievement
SUBGROUPS	 All Students	 English Learners	 Low Income	 Foster Youth
SCOPE	 District Wide		 School Specific	

EXPECTED 2016-17 MEASURABLE OUTCOMES


<p>4.1</p>  <p style="font-size: 10px;">EXTEND COMPUTER LAB & CLASSROOM TECHNOLOGY</p>	<p>4.2</p>  <p style="font-size: 10px;">TECHNOLOGY PROFESSIONAL DEVELOPMENT PARTICIPATION</p> <div style="background-color: #4CAF50; color: white; padding: 10px; border-radius: 10px; font-size: 24px; font-weight: bold; margin: 10px auto;">100%</div>	<p>4.3</p>  <p style="font-size: 10px;">PURCHASE SOFTWARE</p>	<p>4.4</p>  <p style="font-size: 10px;">IMPROVE TECHNOLOGY INFRASTRUCTURE</p>	<p>4.5</p>  <p style="font-size: 10px;">ESTABLISH FACILITY COMMITTEE & MAINTAIN SCHOOL</p>
---	--	---	--	---

EXPECTED 2016-17 ACTIONS & EXPENDITURES

 Goal #4	 Action / Service	 Amount	 Target
4.1 - Technology Staff Development		\$1,000	 All Students
4.2 - Computer programs to support Common Core implementation		\$2,000	
4.3 - Purchase technology devices to reduce student per computer ratio		\$10,000	
4.4 - Increase internet bandwidth from 10 to 100 MB		\$40,000	

GOAL

#5



Improve Pupil Attendance


SERVING THESE

STATE PRIORITIES	 1. Basic Services	 2. Academic Standards	 3. Parent Involvement	 4. Student Achievement
SUBGROUPS	 5. Student Engagement	 6. School Climate	 7. Course Access	 8. Other Outcomes
SCOPE	 District Wide		 School Specific	


EXPECTED 2016-17 MEASURABLE **OUTCOMES**

<p>5.1</p>  <p style="text-align: center;">INCREASE ATTENDANCE RATE</p> <p style="text-align: center; font-size: 24px; font-weight: bold;">↑ 96%</p>	<p>5.2</p>  <p style="text-align: center;">ESTABLISH AN ATTENDANCE PLAN & AN INTERVENTION SAFETY NET OF SUPPORTS</p>	<p>5.3</p>  <p style="text-align: center;">HIRE PSYCHOLOGIST OR COUNSELOR</p>	<p>5.4</p>  <p style="text-align: center;">ADDITIONAL DAYS FOR TULARE COE NURSE</p> <p style="text-align: center; font-size: 24px; font-weight: bold;">+ 5 Days</p>	<p>5.5</p>  <p style="text-align: center;">MAINTAIN LOW MS DROPOUT & EXPULSION RATES</p> <p style="text-align: center; font-size: 24px; font-weight: bold;">= 0%</p>
---	---	---	--	---

EXPECTED 2016-17 **ACTIONS & EXPENDITURES**

🎯 Goal #5	🔧 Action / Service	💰 Amount	🎯 Target
	5.1 - Hire a part time Psychologist /Counselor (support instruction & learning)	\$10,000	 All Students
	5.2 - Purchase attendance incentives	\$1,000	
	5.3 - Additional days for Tulare COE Nurse (support student health & wellness)	\$2,000	
	5.4 - Noon Duty Supervisors for a safe learning climate	\$15,000	

GOAL
#6



Increase Parent Engagement

SERVING THESE

STATE PRIORITIES	1. Basic Services 	2. Academic Standards 	3. Parent Involvement 	4. Student Achievement
SUBGROUPS	5. Student Engagement 	6. School Climate 	7. Course Access 	8. Other Outcomes
SCOPE	District Wide		School Specific	

EXPECTED 2016-17 MEASURABLE **OUTCOMES**

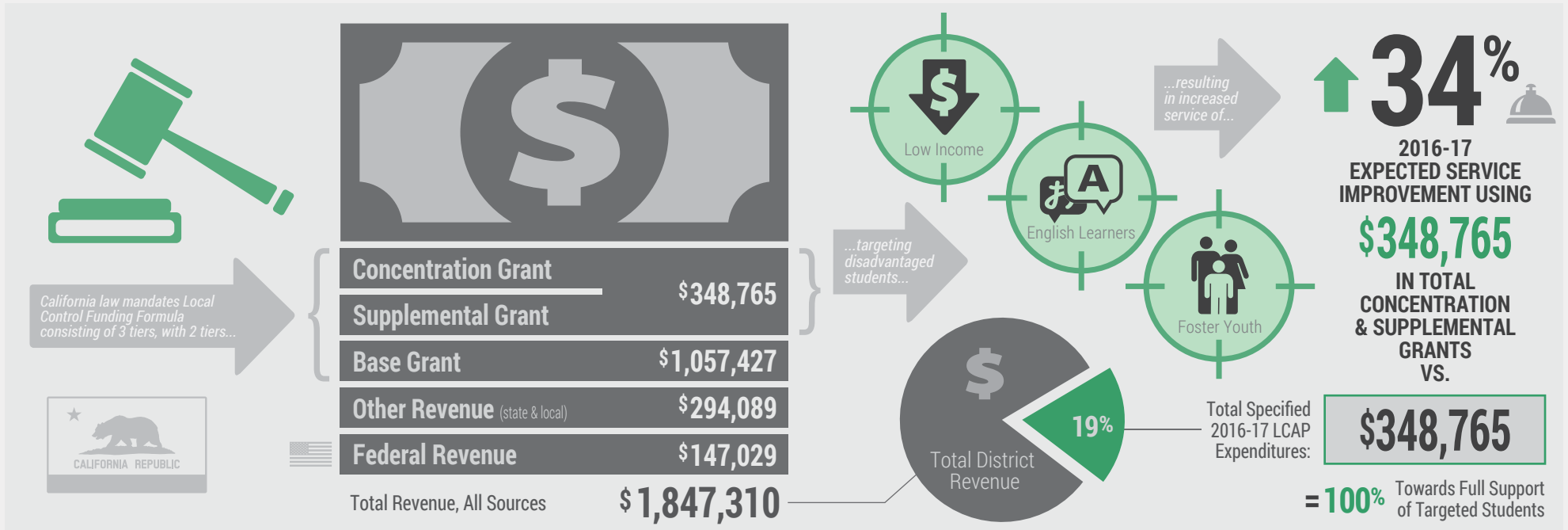
<p>6.1</p>  <p>IMPLEMENT PIQE PROGRAM</p> <p>↑ 20 Families per session</p>	<p>6.2</p>  <p>IMPLEMENT LATINO FAMILY LITERACY PROJECT</p> <p>↑ 15 Families per session</p>	<p>6.3</p>  <p>VOLUNTEER APPRECIATION AWARDS</p> <p>↑ 20 Honorees</p>	<p>6.4</p>  <p>PARENT EDUCATION NIGHTS</p> <p>↑ 9</p>	<p>6.5</p>  <p>TRAIN PARENTS IN GOVERNANCE</p> <p>↑ 10</p>
--	--	--	---	--

EXPECTED 2016-17 **ACTIONS & EXPENDITURES**

🎯 Goal #6	🔧 Action / Service	💰 Amount	🎯 Target
6.1 - Initiate PIQE program (for family empowerment)		\$2,000	All Students
6.2 - Initiate Latino Family Literacy Project (family reading program)		\$2,000	English Learners
6.3 - Volunteer recognition based on logged hours		\$500	RFEP
6.4 - Parent Education Nights		\$1,000	

2. Goals, Actions & Expenditures (Continued)

2016-17 FISCAL TRANSPARENCY & EXPECTED SERVICE IMPROVEMENT



3. Annual Update, 2015-16



GOAL
#1



INCREASE ELA ACHIEVEMENT

























2015-16 Expenditures

\$93,374

Goal in Progress



2015-16 Outcomes	Expected Metrics	Actual Metrics	Progress
1.1 - Improve ELA SBAC scores	+1 level	Set baseline	✓ ⌚ 🔍
1.2 - Aimsweb tests to monitor academics	yes	no	✓ ⌚ 🔍
1.3 - Use Renaissance Learning STAR assessments	yes	yes	✓ ⌚ 🔍
1.4 - Interim SBAC test participation	yes	yes	✓ ⌚ 🔍
1.5 - Increase ELA intervention student participation	50	25	✓ ⌚ 🔍
1.6 - Increase ELA Professional Development participation	100%	100%	✓ ⌚ 🔍

2015-16 Outcomes (Goal #1 continued)	Expected Metrics	Actual Metrics	Progress
1.7 - Purchase ELA instructional materials	yes	yes	✓  
1.8 - Purchase library books	yes	yes	✓  
1.9 - Purchase technology for ELA support	yes	yes	✓  
1.10 - ELA academic & attendance incentives	yes	yes	✓  
1.11 - Extra & Co-Curricular ELA activities participation	yes	yes	✓  
1.12 - Adopt & implement new ELA standards-aligned textbook	yes	yes	✓  
1.13 - ELA Summer School attendance	yes	yes	✓  
1.14 - Hire academic recovery teacher	yes	yes	✓  
1.15 - Purchase Accelerated Reader & other programs	yes	yes	✓  
1.16 - Field trips	yes	yes	✓  
1.17 - Hire assessment & curriculum coordinator	yes	yes	✓  
1.18 - Horse & Reader Literacy Program participation	yes	yes	✓  



GOAL
#2





























INCREASE MATH ACHIEVEMENT

2015-16 Expenditures

\$74,637

Goal in Progress



2015-16 Outcomes	Expected Metrics	Actual Metrics	Progress
2.1 - Increase math proficiency rates	+1 level	Set baseline	  
2.2 - Aimsweb Tests to monitor Math progress	yes	no	  
2.3 - Math intervention student participation	50	25	  
2.4 - Math Professional Development participation	100%	100%	✓  
2.5 - Purchase math instructional materials	yes	yes	✓  
2.6 - Purchase math support technology	yes	yes	✓  
2.7 - Math academic & attendance incentives	yes	yes	✓  
2.8 - Extra & Co-Curricular math activities participation	yes	no	  
2.9 - Adopt & implement new math standards-aligned textbook	yes	yes	✓  
2.10 - Math Summer School attendance	yes	yes	✓  
2.11 - Purchase Accelerated Math & other programs	yes	yes	✓  



GOAL
#3



INCREASE EL PROGRESS

2015-16 Expenditures

\$2,000

Goal in Progress



2015-16 Outcomes	Expected Metrics	Actual Metrics	Progress
3.1 - Before, during & after school Intervention for ELs	yes	5 students	✓
3.2 - Increase English Language Development	+1 year	some	✓
3.3 - ELA intervention during & after school participation	50 students	30 students	✓
3.4 - ELD Professional Development participation	100%	100%	✓
3.5 - Purchase ELD instructional materials	yes	yes	✓
3.6 - Purchase library books for ELD	yes	yes	✓
3.7 - Purchase technology for ELD support	yes	yes	✓
3.8 - ELD academic & attendance incentives	yes	yes	✓
3.9 - Extra & Co-Curricular ELD activities participation	yes	yes	✓
3.10 - Adopt & implement new ELD standards-aligned textbook	yes	yes	✓
3.11 - ELD Summer School attendance	yes	yes	✓
3.12 - Provide an EL Coach for teachers & staff	yes	yes	✓



GOAL
#4



INSTRUCTIONAL MATERIALS & TECHNOLOGY ACCESS

2015-16 Expenditures

\$55,933

Goal Met



2015-16 Outcomes	Expected Metrics	Actual Metrics	Progress
4.1 - Extend Computer Lab & classroom technology	yes	yes	✓
4.2 - Technology Professional Development	yes	yes	✓
4.3 - Purchase software	yes	yes	✓
4.4 - Improve technology infrastructure	3 MB	10 MB	✓



GOAL
#5



IMPROVE PUPIL ATTENDANCE

2015-16 Expenditures

\$15,095

Goal in Progress



2015-16 Outcomes	Expected Metrics	Actual Metrics	Progress
5.1 - Attendance rate	96%	95%	✓ ⌚ 🔍
5.2 - Purchase attendance incentives	yes	yes	✓ ⌚ 🔍
5.3 - Hire psychologist or counselor	yes	yes	✓ ⌚ 🔍
5.4 - Additional days for Tulare COE Nurse	yes	yes	✓ ⌚ 🔍



GOAL
#6



INCREASE PARENT ENGAGEMENT

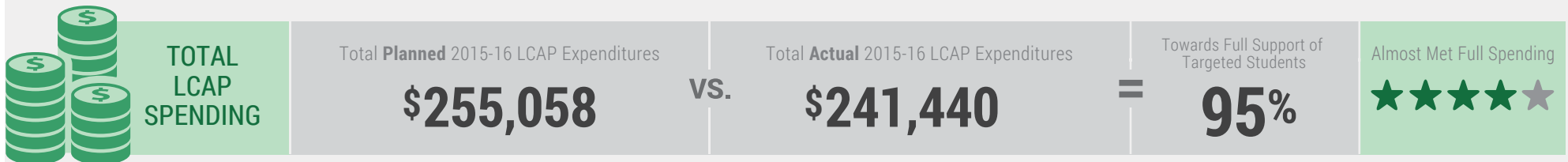
2015-16 Expenditures

\$400

Goal in Progress



2015-16 Outcomes	Expected Metrics	Actual Metrics	Progress
6.1 - Implement PIQE program	yes	no	✓ ⌚ 🔍
6.2 - Implement Latino Family Literacy Project	yes	no	✓ ⌚ 🔍
6.3 - Volunteer Appreciation awards	yes	yes	✓ ⌚ 🔍
6.4 - Parent Education Nights	yes	yes	✓ ⌚ 🔍



Abbreviations: CCSS (Common Core State Standards), CELDT (California English Language Development Test), CHKS (California Healthy Kids Survey), COE (County Office of Education), CST (California Standards Test), EL (English Learner), ELA (English-Language Arts), ELAC (English Learner Advisory Committee), ELD (English Language Development), FY (Foster Youth), LCAP (Local Control Accountability Plan), LCFF (Local Control Funding Formula), LI (Low Income), MS (Middle School), RFEP (Reclassified Fluent English Proficient), SCSD (Stone Corral School District), SBAC (Smarter Balanced Assessment Consortium), SPSA (Single Plan for Student Achievement), SSC (School Site Council).

Legend	
- Increase TO	- Maintain
- Decrease TO	- Canceled
- Increase BY	- Completed
- Decrease BY	- Progress Made
- Maintain / Increase	- Investigate Further



For additional LCAP resources (including full text, abbreviated, or electronic versions) click or scan the QR code OR go to www.goboinfo.com and search for your district.



This infographic provides a high-level summary only. For more specific details, please refer to the accompanying 84 page LCAP narrative plan.



Stone Corral School District, 15590 Avenue 383, Visalia, CA 93292, Phone: (559) 528-4455, Website: www.tcoe.org/districts/stonecorral.shtm, CDS# 54721400000000.