



Local Control and Accountability Plan


District Overview (2014-15)



5

SCHOOLS

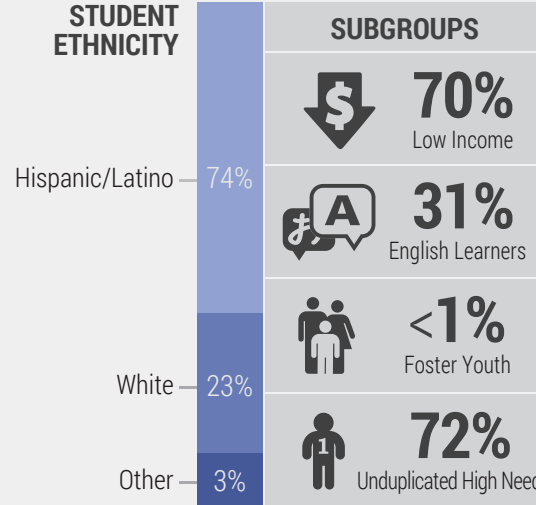
High School:	1	Continuation:	1
Junior High:	1	Preschool:	1
Elementary:	1	Charter:	0



973

STUDENTS

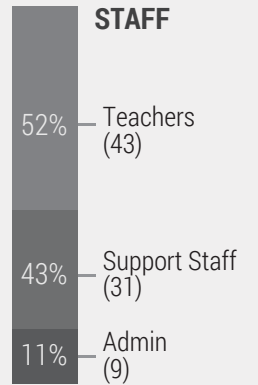
STUDENT ETHNICITY



83

EMPLOYEES

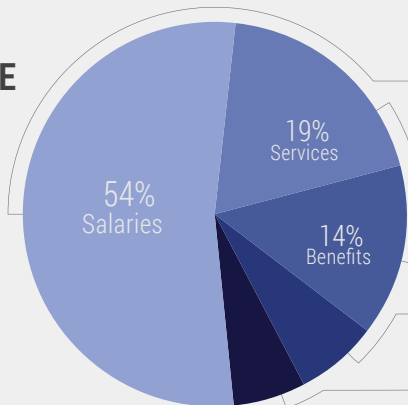
STAFF





ANNUAL REVENUE



\$10,842,206



Employee Salaries: \$5,910,670 (54%)
 Services / Operations: \$2,095,254 (19%)
 Employee Benefits: \$1,592,946 (14%)
 Books / Supplies: \$784,966 (7%)
 Other: \$653,540 (6%)
 Total General Fund Expenditures: \$11,037,376 (100%)



EUSD
\$11,343 /
 Spent Per Student annually.

Nationally, California has ranked

 46/50
 in overall per pupil spending.*

Esparto Unified School District, 26675 Plainfield St., Esparto, CA 95627, Phone: (530) 787-3446, Website: www.espartok12.org, CDS# 5772686.

About This Data: The figures above represent the most recently reported public data available from the California Department of Education, ranging from 2012 to 2015. Some values may not match exactly due to rounding, reporting delays, or anomalies. *State rankings on 2012 data in the most recent 2015 Education Week Quality Counts Report Card.

©2015 solutions@goboinfographics.com
 (888) 938-7779

1. Stakeholder Engagement



3

SURVEYS
Conducted



14

WORKSHOPS
Held



58

COMMENTS
Received



1,380

STAKEHOLDERS
Engaged



9

REVIEWS
Performed



27

BOARD MEETINGS
Convened



8


GROUPS
Involved

Groups include:
Parents, Students,
Teachers, Staff,
Administrators,
Cabinet, Trustees,
Yocha Dehe
Wintun Nation.

Checklist of Items Shared:



- District Profile Data
- State Education Priorities
- LCAP & LCFF Overview
- School Site Plans
- NCLB Local Education Area Plan
- SPED Local Plan Assistance & Technology Plan



EUSD has informed, consulted, and involved school stakeholders in the process of creating the LCAP as summarized above. Communications to stakeholders includes:



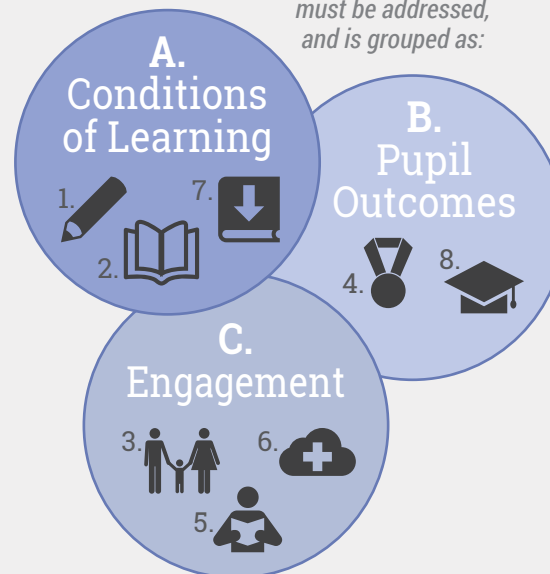
District Website, E-mail, mailers, phone calls, Town Hall meetings, Parent Meetings, School Site Meetings, Student Meetings, newspaper.

State Education Priorities



THE 8 STATE EDUCATION PRIORITIES

1. Basic Services
2. Academic Standards
3. Parent Involvement
4. Student Achievement
5. Student Engagement
6. School Climate
7. Course Access
8. Other Outcomes



Each State Priority must be addressed, and is grouped as:



2. Goals, Actions & Expenditures

GOAL

#1



High quality learning environment

→

SERVING THESE

→










STATE PRIORITIES	 1. Basic Services	 2. Academic Standards	 3. Parent Involvement	 4. Student Achievement
SUBGROUPS	 All Students	 English Learners	 Low Income	 Foster Youth
SCHOOLS	 Elementary	 Middle	 High	 Alternative

EXPECTED 2015-16 MEASURABLE **OUTCOMES**

<p>1.1</p>  <p>MADE FACILITY IMPROVEMENTS</p>	<p>1.2</p>  <p>MAINTAINED NO CHILD LEFT BEHIND COMPLIANCE FOR K-12 TEACHERS</p>	<p>1.3</p>  <p>PURCHASED CCSS-ALIGNED INSTRUCTIONAL MATERIALS</p>	<p>1.4</p>  <p>DISTRICT-WIDE CCSS PROFESSIONAL DEVELOPMENT</p> <p style="font-size: 24px; font-weight: bold;">4 days</p>	<p>1.5</p>  <p>CONTINUED STUDENT TECHNOLOGY ACCESS</p>
<p>1.6</p>  <p>INCREASED A-G REQUIREMENT COMPLETION</p> <p style="color: blue; font-size: 24px; font-weight: bold;">↑</p>	<p>1.7</p>  <p>INCREASED CTE CAPSTONE COURSE COMPLETION</p> <p style="color: blue; font-size: 24px; font-weight: bold;">↑</p>	<p>1.8</p>  <p>INCREASED EAP READINESS SCORES</p> <p style="color: blue; font-size: 24px; font-weight: bold;">↑</p>	<p>1.9</p>  <p>MAINTAINED HIGHLY QUALIFIED STAFF & COMPETITIVE COMPENSATION</p>	<p>1.10</p>  <p>CONTINUED TWO-YEAR INDUCTION PROGRAM FOR NEW TEACHERS</p>

2. Goals, Actions & Expenditures *(Continued)*

EXPECTED 2015-16 ACTIONS & EXPENDITURES

 Goal #1	 Action / Service	 Amount	 Target
	1.1 - Make facility improvements as identified	\$90,750	 All Students 
	1.2 - Conduct teacher credential reviews	\$114,620	
	1.3 - Purchase CCSS instructional materials	\$83,500	
	1.4 - District-wide CCSS staff development (4 non student days)	\$93,297	
	1.5 - Support high school computer labs & classroom technology	\$10,000	
	1.6 - Increase A-G course access (master scheduling, A-G progress review meetings)	\$27,418	
	1.7 - Increase CTE capstone course access (project based learning, master scheduling)	\$181,740	
	1.8 - Support UC/CSU eligibility (Career day, college visits, PD, review meetings)	\$11,689	
	1.9 - CTE & AP professional development for high school teachers (conferences & workshops)	\$7,500	
	1.10 - Competitive teacher & staff compensation , training & BTSA induction program	\$303,749	
	1.11 - Instructional materials in home language	\$58,700	 EL
	1.12 - Support school-to-home communication (translation services)	\$22,838	
	1.13 - Establish ELD instruction courses	\$22,000	 EL  Low Income
	1.14 - ELD-specific professional development	\$8,375	



GOAL

#2



Increase student achievement

SERVING THESE

STATE PRIORITIES	 1. Basic Services	 2. Academic Standards	 3. Parent Involvement	 4. Student Achievement
	 5. Student Engagement	 6. School Climate	 7. Course Access	 8. Other Outcomes
SUBGROUPS	 All Students	 English Learners	 Low Income	 Foster Youth
SCHOOLS	 Elementary	 Middle	 High	 Alternative

EXPECTED 2015-16 MEASURABLE **OUTCOMES**









<p>2.1</p>  <p>INCREASED SBAC PROFICIENCY</p> <p>↑</p>	<p>2.2</p>  <p>INCREASED EAP ELA/MATH PROFICIENCY</p> <p>↑</p>	<p>2.3</p>  <p>CONTINUED EXTENDED DAY INSTRUCTION FOR READING, WRITING, & MATH</p> <p>↑</p>	<p>2.4</p>  <p>INCREASED INQUIRY-BASED LESSONS & LABS IN SCIENCE & HISTORY</p> <p>↑</p>	<p>2.5</p>  <p>CONTINUED K-5 PE ACCESS & SUPPORT</p> <p>↑</p>
<p>2.6</p>  <p>INCREASED K-8 MUSIC PARTICIPATION</p> <p>↑</p>	<p>2.7</p>  <p>INCREASED COLLEGE VISITS & NIGHTS</p> <p>↑</p>	<p>2.8</p>  <p>INCREASED CTE WORKSHOPS & FIELD EXPERIENCES</p> <p>↑</p>	<p>2.9</p>  <p>INCREASED VAPA & CTE INQUIRY-BASED LESSONS/PROJECTS</p> <p>↑</p>	<p>2.10</p>  <p>INCREASED MIDDLE SCHOOL ELECTIVE ENROLLMENT</p> <p>↑</p>

2. Goals, Actions & Expenditures *(Continued)*

EXPECTED 2015-16 MEASURABLE OUTCOMES

<p>2.11</p>  <p>INCREASED AP 3+ SCORES</p>	<p>2.12</p>  <p>INCREASED DISTRICT-WIDE RE-CLASSIFICATION RATE</p>	<p>2.13</p>  <p>IMPLEMENTED RTI STRATEGIES</p>
		


EXPECTED 2015-16 ACTIONS & EXPENDITURES

 Goal #2	 Action / Service	 Amount	 Target	
	2.1 - SBAC training , instructional aide support, after school tutoring	\$239,614	 All Students 	
	2.2 - English/math benchmark professional development (Illuminate, tutoring, substitute coverage)	\$103,141		
	2.3 - Extended day instruction (reading, writing, & math, software)	\$5,000		
	2.4 - Inquiry-based lessons & labs (science & history, equipment, supplies, materials)	\$20,000		
	2.5 - Support K-5 physical education (materials, supplies, equipment, & lessons)	\$3,500		
	2.6 - VITA music program support (K-8, instruments)	\$30,000		
	2.7 - College day & night visits (transportation)	\$6,000		
	2.8 - Career workshops & field experiences	\$3,276		
	2.9 - VAPA & CTE inquiry-based lessons/projects (equipment, supplies, materials)	\$12,500		
	2.10 - Middle school elective courses (materials, supplies, texts, reclassification rate, & RTI strategies)	\$21,465		
	2.11 - Targeted EL SBAC support (tutoring, Illuminate TOSA)	\$42,539		 EL  Low Income
	2.12 - Monitor students' academic achievement (academic & counseling support)	\$7,500		



GOAL

#3













Engaging & positive school climate

SERVING THESE

STATE PRIORITIES	 1. Basic Services	 2. Academic Standards	 3. Parent Involvement	 4. Student Achievement
	 5. Student Engagement	 6. School Climate	 7. Course Access	 8. Other Outcomes
SUBGROUPS	 All Students	 English Learners	 Low Income	 Foster Youth
SCHOOLS	 Elementary	 Middle	 High	 Alternative

EXPECTED 2015-16 MEASURABLE **OUTCOMES**

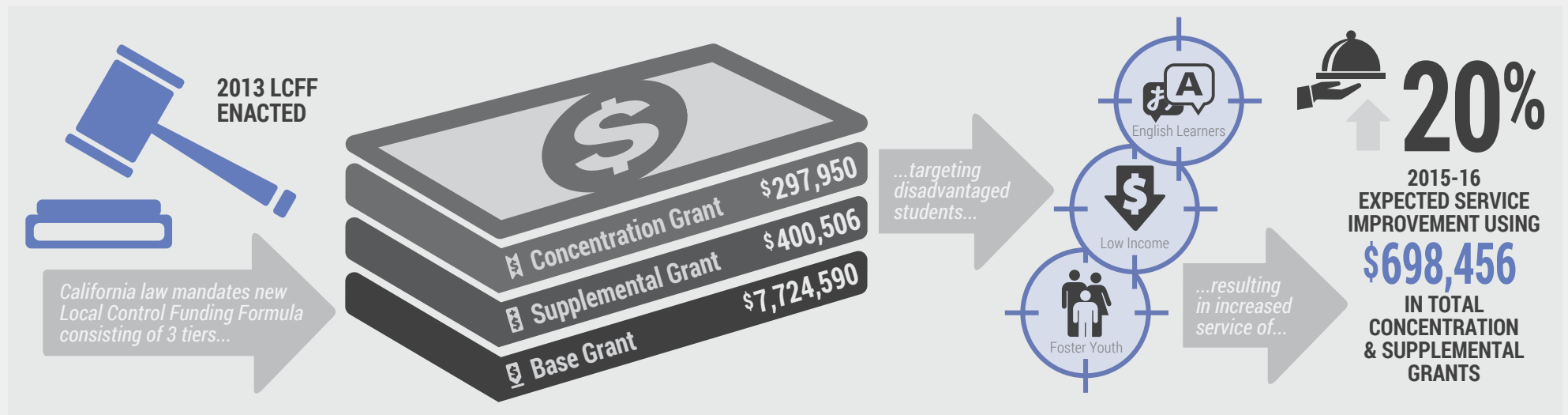
<p>3.1</p>  <p>INCREASED PARENT PARTICIPATION IN STUDENT-LED CONFERENCES</p> <p style="color: blue; font-size: 24px;">↑</p>	<p>3.2</p>  <p>INCREASED PARENTS CLEARED TO VOLUNTEER</p> <p style="color: blue; font-size: 24px;">↑</p>	<p>3.3</p>  <p>INCREASED STUDENT ATTENDANCE / DECREASED CHRONIC ABSENTEEISM</p> <p style="color: blue; font-size: 24px;">↑</p>	<p>3.4</p>  <p>INCREASED GRADUATION/ DECREASED DROP OUT RATES</p> <p style="color: blue; font-size: 24px;">↑</p>	<p>3.5</p>  <p>DECREASED SUSPENSION & EXPULSION RATES</p> <p style="color: blue; font-size: 24px;">↓</p>
<p>3.6</p>  <p>CONTINUED K-8 ACADEMIC FIELD TRIPS</p>	<p>3.7</p>  <p>INCREASED HS & MS ATHLETICS TRANSPORTATION</p> <p style="color: blue; font-size: 24px;">↑</p>	<p>3.8</p>  <p>CONTINUED PARENT TRAININGS</p>	<p>3.9</p>  <p>CONTINUED STUDENT, TEACHER, & PARENT SURVEYS</p>	<p>3.10</p>  <p>IMPROVED SCHOOL-TO-PARENT COMMUNICATION</p>

2. Goals, Actions & Expenditures (Continued)

EXPECTED 2015-16 ACTIONS & EXPENDITURES

Goal #3	Action / Service	Amount	Target
3.1 - Facilitate parent participation in Student-Led Conferences (mailers, posters, refreshments)		\$9,050	
3.2 - Increase parent volunteers		\$2,500	
3.3 - Incentives for improved attendance rates (certificates, SARB, DARE, transportation)		\$115,091	All Students
3.4 - After school tutoring & credit monitoring		\$9,330	
3.5 - K-8 counseling services (1 day / week, elementary & MS)		\$46,000	All Students
3.6 - K-8 academic field trips (transportation, facility fees)		\$10,000	EL
3.7 - Transportation for MS & HS athletics		\$34,000	Low Income
3.8 - K-12 anti-bullying strategy awareness (training, presentations, materials)		\$7,500	
3.9 - Defray parent volunteer costs (exams, fingerprinting, first aid)		\$2,500	Low Income
3.10 - School-to-home communication (translation services, online registration)		\$27,373	EL
Total Specified 2015-16 LCAP Expenditures:		\$1,794,055	

2015-16 EXPECTED SERVICE IMPROVEMENT





GOAL
#1



HIGH QUALITY LEARNING ENVIRONMENT

2014-15 Expenditures

\$742,770

Goal in Progress



2014-15 Outcomes	Expected Metrics	Actual Metrics	Progress
1.1 - Made facility improvements	yes	yes	✓ [clock] [magnifying glass]
1.2 - Maintained No Child Left Behind compliance	yes	yes	✓ [clock] [magnifying glass]
1.3 - Purchased CCSS-aligned textbooks	yes	yes	✓ [clock] [magnifying glass]
1.4 - CCSS staff development	4 days	3 days	✓ [clock] [magnifying glass]
1.5 - Increased high school technology access	yes	32 new computers	✓ [clock] [magnifying glass]
1.6 - Increased A-G requirement completion	yes	pending	✓ [clock] [magnifying glass]
1.7 - Increased CTE capstone course completion	yes	97%	✓ [clock] [magnifying glass]
1.8 - Increased UC/CSU eligible students & EAP readiness scores	yes	pending	✓ [clock] [magnifying glass]
1.9 - CTE & AP professional development	yes	yes	✓ [clock] [magnifying glass]
1.10 - Competitive compensation to attract & retain highly qualified staff	yes	+4.5%	✓ [clock] [magnifying glass]
1.11 - Continued 2 year new teacher induction program (BTSA)	yes	yes	✓ [clock] [magnifying glass]



GOAL
#2



INCREASE STUDENT ACHIEVEMENT

2014-15 Expenditures

\$592,631

Goal in Progress



2014-15 Outcomes	Expected Metrics	Actual Metrics	Progress
2.1 - Increased SBAC proficiency via PD	yes	-	✓ [clock] [magnifying glass]
2.2 - Students are English & math proficient on district benchmarks	yes	pending	✓ [clock] [magnifying glass]
2.3 - Increased extended day instruction access	yes	-	✓ [clock] [magnifying glass]
2.4 - Increased science & history inquiry-based lessons & labs	yes	-	✓ [clock] [magnifying glass]
2.5 - Increased PE equipment, materials & supplies	yes	-	✓ [clock] [magnifying glass]
2.6 - Increased K-8 music participation via VITA program	yes	-	✓ [clock] [magnifying glass]
2.7 - Increased college visits & nights	yes	-	✓ [clock] [magnifying glass]
2.8 - Increased career workshops & field days	yes	-	✓ [clock] [magnifying glass]
2.9 - Increased inquiry-based lessons/projects in VAPA & CTE	yes	-	✓ [clock] [magnifying glass]
2.10 - Increased middle school elective enrollment	yes	-	✓ [clock] [magnifying glass]
2.11 - Increased AP 3+ scores	20%	51%	✓ [clock] [magnifying glass]
2.12 - Increased district-wide reclassification rate	10%	11%	✓ [clock] [magnifying glass]
2.13 - Implemented RTI strategies	yes	yes	✓ [clock] [magnifying glass]



GOAL
#3



ENGAGING & POSITIVE SCHOOL CLIMATE

2014-15 Expenditures

\$210,559

Goal in Progress



2014-15 Outcomes	Expected Metrics	Actual Metrics	Progress
3.1 - Increased Student-Led Conference parent participation	75%	92%	✓ ⌚ 🔍
3.2 - Increased parent volunteers	yes	45	✓ ⌚ 🔍
3.3 - Increased student attendance rate	yes	+1.14%	✓ ⌚ 🔍
3.4 - Increased student graduation rate	yes	pending	✓ ⌚ 🔍
3.5 - Increased K-8 counseling services	yes	-	✓ ⌚ 🔍
3.6 - Increased K-8 academic field trips	yes	-	✓ ⌚ 🔍
3.7 - Increased middle & high school athletics transportation funding	yes	yes	✓ ⌚ 🔍
3.8 - Increase parent trainings	yes	yes	✓ ⌚ 🔍
3.9 - Implemented student, teacher, & parent surveys	yes	-	✓ ⌚ 🔍
3.10 - Improved school to parent communication	yes	-	✓ ⌚ 🔍

Abbreviations: AP (Advanced Placement), CCSS (Common Core State Standards), CTE (Career Technical Education), DARE (Drug Abuse Resistance Education), EAP (Early Assessment Program), EL (English Learner), ELA (English-Language Arts), ELD (English Language Development), EUSD (Esparto Unified School District), FY (Foster Youth), HS (High School), K (Kindergarten), LCAP (Local Control Accountability Plan), LCFF (Local Control Funding Formula), LI (Low Income), MS (Middle School), PD (Professional Development), PE (Physical Education), RTI (Response To Intervention), SARB (School Attendance Review Board), SBAC (Smarter Balanced Assessment Consortium), UC/CSU (University of California/California State University), VAPA (Visual and Performing Arts), VITA (Vocal & Instrumental Teaching Artist).

- ✓ - Completed
- ⌚ - Progress Made
- 🔍 - Investigate Further

This infographic provides a high-level summary only. For more specific details, please refer to the accompanying 113 page LCAP narrative plan.



Esparto Unified School District, 26675 Plainfield St., Esparto, CA 95627, Phone: (530) 787-3446, Website: www.espartok12.org, CDS# 5772686.