



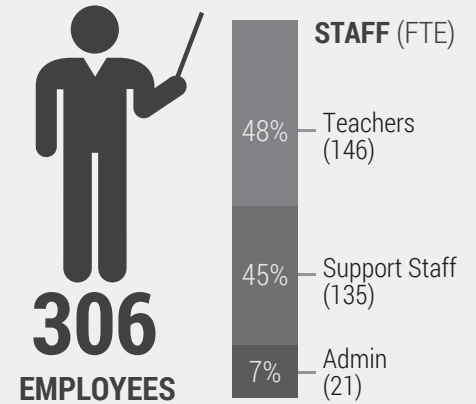
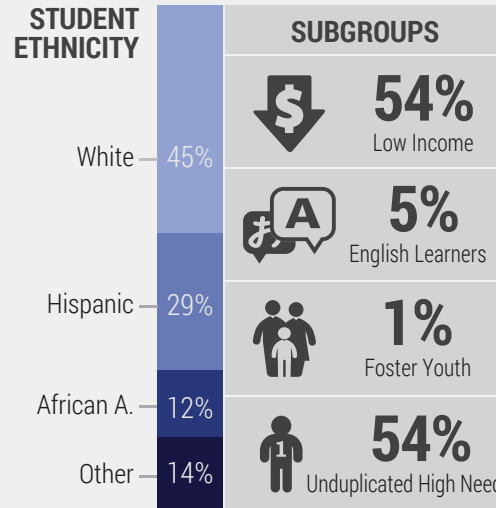


Local Control and Accountability Plan


District Overview (2014-15)



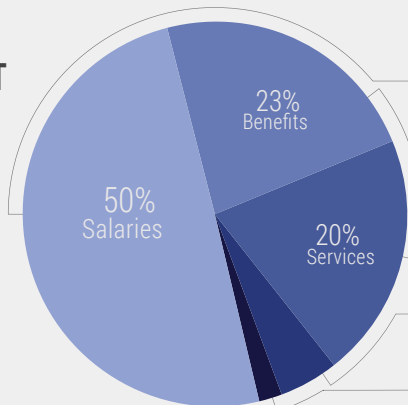
High School:	2	E/H Combo:	1
Junior High:	1	Adult:	0
Elementary:	3	Charter:	0



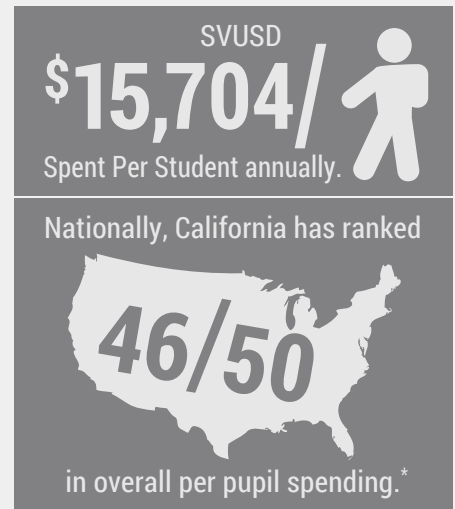


ANNUAL BUDGET



\$32,992,532



Employee Salaries: \$17,207,584 (50%)
 Employee Benefits: \$7,925,036 (23%)
 Services / Operations: \$7,084,615 (23%)
 Books / Supplies: \$1,680,119 (5%)
 Other: \$651,866 (2%)
 Total General Fund Expenditures: **\$34,549,220 (100%)**

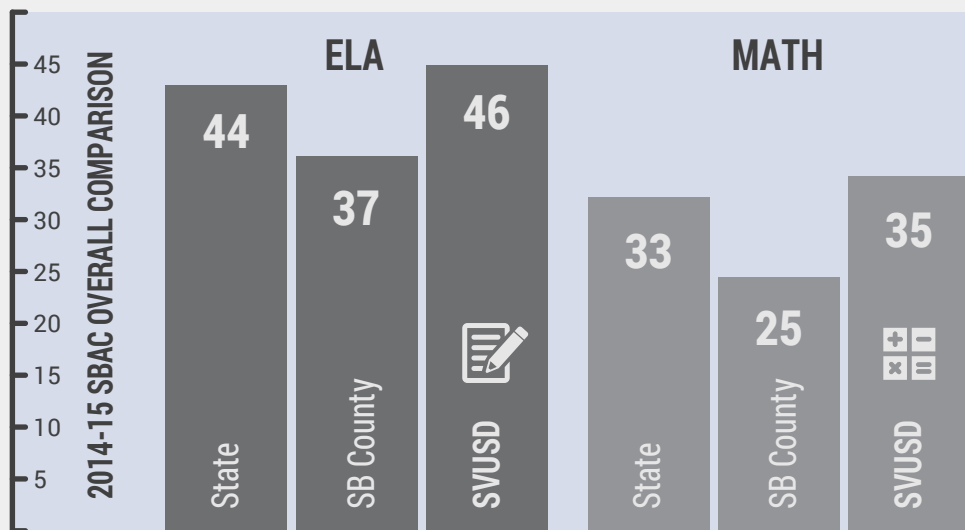


Silver Valley Unified School District, 35320 Daggett-Yermo Rd., Yermo, CA 92398, Phone: (760) 254-2916, Website: www.svusdk12.net, CDS# 3673890.

About This Data: The figures above represent the most recently reported public data available from the California Department of Education, ranging from 2012 to 2015. Some values may not match exactly due to rounding, reporting delays, or anomalies. *State rankings on 2012 data in the most recent 2015 Education Week Quality Counts Report Card.

©2015 solutions@goboinfographics.com
(888) 938-7779

District Achievements



+6 year WASC accreditation

for Silver Valley High School, Calico Continuation High School, Community Day School and Silver Valley Academy.



96% – District-wide attendance rate.



Lewis Elementary: 2014 Title I AAA (Academic Achievement Award) Winner

5 SCHOOL SITES HAVE PULL- OUT RTI TEACHER

PULL- OUT MUSIC & PE TEACHER AT ALL ELEMENTARY SCHOOLS

0 SCHOOLS IN PROGRAM IMPROVEMENT

SVUSD is 1 of 3 Unified School Districts NOT in Program Improvement in San Bernardino County.

1. Stakeholder Engagement



9

SURVEYS
Conducted



3

WORKSHOPS
Held



1,250

COMMENTS
Received



1,445

STAKEHOLDERS
Engaged



17

REVIEWS
Performed



3

BOARD MEETINGS
Convened



12


GROUPS
Involved

Groups include:
Parents, Students, Teachers, Staff, Administrators, Cabinet, Trustees, SVEA, CSEA, Military Liaison, District Advisory Council, District Strategic Planning Team.



Checklist of Items Shared:

- District Profile Data
- State Education Priorities
- LCAP & LCFF Overview
- School Site Plans
- Student Achievement Data
- Attendance Data
- Suspension / Expulsion Data
- RTI Data
- Technology Data



SVUSD has informed, consulted, and involved school stakeholders in the process of creating the LCAP as summarized above. Communications to stakeholders includes:



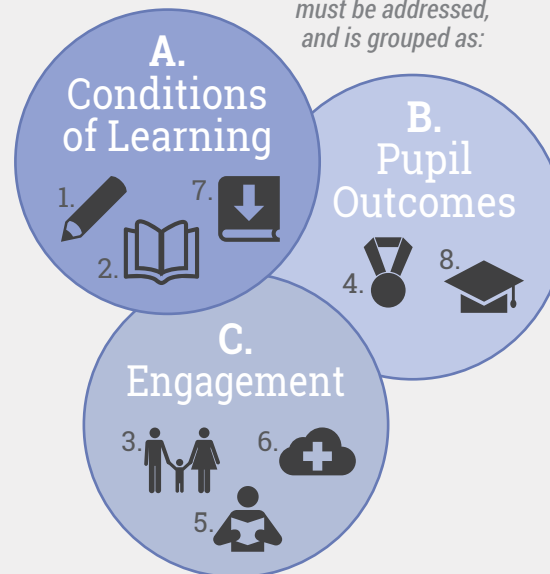
District Website, telephone, email, fliers, board meetings & site strategic planning meetings.

State Education Priorities



THE 8 STATE EDUCATION PRIORITIES

1. Basic Services
2. Academic Standards
3. Parent Involvement
4. Student Achievement
5. Student Engagement
6. School Climate
7. Course Access
8. Other Outcomes




Each State Priority must be addressed, and is grouped as:



GOAL

#1











Increase student achievement

SERVING THESE


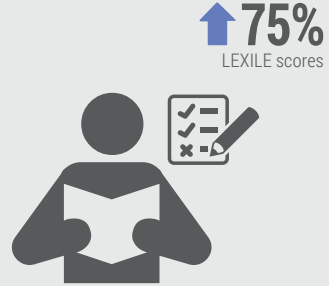
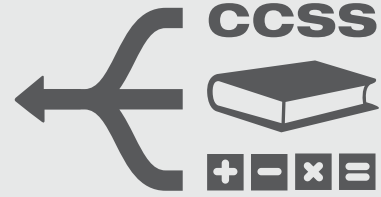

STATE PRIORITIES	 1. Basic Services	 2. Academic Standards	 3. Parent Involvement	 4. Student Achievement
	 5. Student Engagement	 6. School Climate	 7. Course Access	 8. Other Outcomes
SUBGROUPS	 All Students	 English Learners	 Low Income	 Foster Youth
SCHOOLS	 Elementary	 Middle	 High	 Alternative

EXPECTED 2015-16 MEASURABLE **OUTCOMES**

<p>1.1</p> <p style="text-align: center;">↑70% CCSS implementation</p> <p style="text-align: center;">↑75% Quality PD</p> <div style="text-align: center;">  </div> <p style="text-align: center;">IMPROVED STAFF SURVEY RESULTS ON CCSS</p>	<p>1.2</p> <p style="text-align: center;">↑ 18%</p> <div style="text-align: center;">  </div> <p style="text-align: center;">INCREASED RECLASSIFICATION RATE</p>	<p>1.3</p> <p style="text-align: center;">↑ 37% AMA0 2</p> <div style="text-align: center;">  </div> <p style="text-align: center;">INCREASED EL PROFICIENCY ON CELDT</p>	<p>1.4</p> <p style="text-align: center;">↑ 63% AMA0 1</p> <div style="text-align: center;">  </div> <p style="text-align: center;">STUDENTS MAKE ANNUAL PROGRESS ON CELDT</p>
<p>1.5</p> <p style="text-align: center;">↑25% MATH</p> <p style="text-align: center;">↑15% ELA</p> <div style="text-align: center;">  </div> <p style="text-align: center;">INCREASED PERFORMANCE ON EAP</p>	<p>1.6</p> <p style="text-align: center;">↑ 60%</p> <div style="text-align: center;">  </div> <p style="text-align: center;">INCREASED AP PASS RATE</p>	<p>1.7</p> <p style="text-align: center;">↑ 30%</p> <div style="text-align: center;">  </div> <p style="text-align: center;">HS STUDENTS COMPLETE UC/CSU A-G COURSES</p>	<p>1.8</p> <p style="text-align: center;">↑ 86% MATH</p> <p style="text-align: center;">↑ 90% ELA</p> <div style="text-align: center;">  </div> <p style="text-align: center;">10TH GRADE STUDENTS PASS CAHSEE</p>

2. Goals, Actions & Expenditures *(Continued)*

EXPECTED 2015-16 MEASURABLE OUTCOMES


<p>1.9</p>  <p>EFFECTIVE ACADEMIC INTERVENTIONS AT ALL 7 SITES</p>	<p>1.10</p>  <p>RTI STUDENTS MAKE 1+ YEAR GROWTH</p>	<p>1.11</p>  <p>EVIDENCE OF INTEGRATION OF CCSS ELA & MATH</p>	<p>1.12</p>  <p>INCREASE CTE COURSES FOR SVHS & AEC STUDENTS</p>
---	--	---	---

EXPECTED 2015-16 ACTIONS & EXPENDITURES

Goal #1	Action / Service	Amount	Target
1.1	CCSS PD for teachers, principals, administrators & personnel (4 Cs in lesson plan training, Substitute costs, PD consultants)	\$400,000	
1.2	Provide instructional materials to support CCSS implementation	\$60,000	All Students
1.3	Develop Pacing Guides & Common Assessments (Release time & assignment stipends)	\$115,000	
1.4	Implement RTI reading program at every site (5 FTE salaries, instructional materials)	\$500,000	
1.5	Expand Naviance program to help students plan for College or Career (purchase Naviance for MS)	\$6,200	
1.6	Continue CTE course expansion (online CTE courses, staff development)	\$53,500	All Students
1.7	Pilot Math 180 Intervention at FIMS & SVHS (licenses, consultant, release time)	\$40,387	
1.8	Adopt CCSS-aligned Math for K- 5 (textbooks & materials)	\$260,000	All Students
1.9	Provide HS summer school program (salaries, materials, software)	\$38,000	
1.10	PD for teachers with high LI populations (NES, LES, & YES)	\$95,000	EL
1.11	Expand AVID Program (curriculum, instructional materials, tutors, staff development)	\$85,000	Low Income
1.12	Intervention & enrichment for subgroup students before/after school	\$100,000	Foster Youth
1.13	Lower class size for TK & K at YES & NES (Add FTE TK teacher)	\$110,000	

GOAL

#2




Increase technology use

SERVING THESE

STATE PRIORITIES	1. Basic Services	2. Academic Standards	3. Parent Involvement	4. Student Achievement
	5. Student Engagement	6. School Climate	7. Course Access	8. Other Outcomes
SUBGROUPS	All Students	English Learners	Low Income	Foster Youth
SCHOOLS	Elementary	Middle	High	Alternative

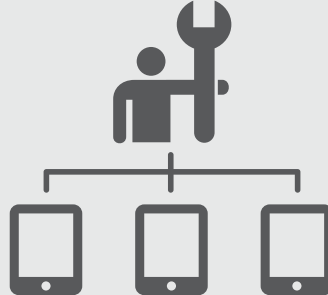
EXPECTED 2015-16 MEASURABLE **OUTCOMES**

2.1




INTERNET CABLING UPGRADED AT ALL SITES

2.2



ONGOING MANAGEMENT SYSTEM FOR TECHNOLOGY DEVICES

2.3




WIRELESS ACCESS POINTS INSTALLED AT ALL SITES

EXPECTED 2015-16 **ACTIONS & EXPENDITURES**

Goal #2	Action / Service	Amount	Target
	2.1 - Expand Illuminate modules district-wide (additional modules & staff development)	\$16,500	
	2.2 - Implement Phase 2 of Technology Plan (student desktops, teacher laptops, computer labs, connectivity infrastructure & PD)	\$965,000	 All Students













GOAL

#3




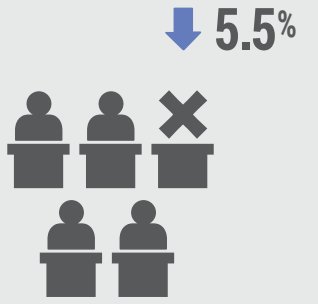



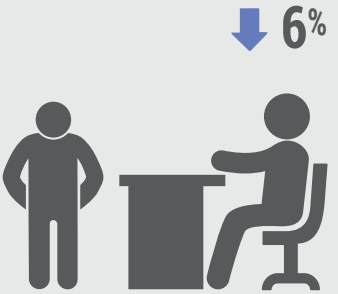


More student & parent support

SERVING THESE

STATE PRIORITIES	 1. Basic Services	 2. Academic Standards	 3. Parent Involvement	 4. Student Achievement
SUBGROUPS	 5. Student Engagement	 6. School Climate	 7. Course Access	 8. Other Outcomes
SCHOOLS	 Elementary	 Middle	 High	 Alternative

EXPECTED 2015-16 MEASURABLE **OUTCOMES**











<p>3.1</p> <div style="text-align: center;">  </div> <p style="text-align: center;">MORE STUDENTS FEEL SAFE, SECURE & CONNECTED TO SCHOOL</p>	<p>3.2</p> <div style="text-align: center;">  </div> <p style="text-align: center;">INCREASED FAMILY EDUCATION & INVOLVEMENT</p>	<p>3.3</p> <div style="text-align: center;">  </div> <p style="text-align: center;">INCREASED ATTENDANCE RATES</p>	<p>3.4</p> <div style="text-align: center;">  </div> <p style="text-align: center;">DECREASED CHRONIC ABSENTEEISM</p>
<p>3.5</p> <div style="text-align: center;">  </div> <p style="text-align: center;">DECREASED TRUANCY RATES</p>	<p>3.6</p> <div style="text-align: center;">  </div> <p style="text-align: center;">MAINTAIN LOW DROPOUT RATES</p>	<p>3.7</p> <div style="text-align: center;">  </div> <p style="text-align: center;">MAINTAIN HIGH HS GRADUATION RATE</p>	<p>3.8</p> <div style="text-align: center;">  </div> <p style="text-align: center;">DECREASED STUDENT SUSPENSION RATE</p>

2. Goals, Actions & Expenditures *(Continued)*

EXPECTED 2015-16 MEASURABLE OUTCOMES

<p>3.9</p>  <p>MAINTAIN LOW STUDENT EXPULSION RATE</p>	<p>3.10</p>  <p>INCREASED PARENT INPUT</p>	<p>3.11</p>  <p>INCREASED PARENT LEADERSHIP TRAINING PARTICIPATION RATES</p>	<p>3.12</p>  <p>CONTINUE STRATEGIC PLANNING AT EVERY SITE</p>
---	--	---	--

EXPECTED 2015-16 ACTIONS & EXPENDITURES

 Goal #3	 Action / Service	 Amount	 Target
	3.1 - Implement next phase of PBIS at all sites (substitutes & training release time)	\$14,000	 All Students
	3.2 - Implement small group social skills interventions (materials & staff development)	\$10,000	 All Students
	3.3 - Continue SWIS system for PBIS (purchase 6 licenses)	\$4,500	 All Students
	3.4 - Implement Site Strategic Planning at all sites (release time)	\$4,000	 All Students
	3.5 - Expand parent education programs for subgroup students (curriculum, event expenses, consultants)	\$5,000	 EL LI FY
	3.6 - Increase counseling services at AEC & YES (2 FTE)	\$200,000	 EL LI FY



GOAL

#4


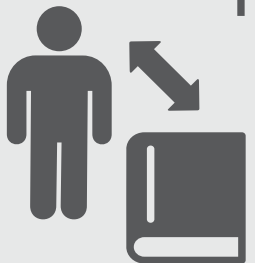








Foster a culture of excellence

SERVING THESE

STATE PRIORITIES	 1. Basic Services	 2. Academic Standards	 3. Parent Involvement	 4. Student Achievement
	 5. Student Engagement	 6. School Climate	 7. Course Access	 8. Other Outcomes
SUBGROUPS	 All Students	 English Learners	 Low Income	 Foster Youth
SCHOOLS	 Elementary	 Middle	 High	 Alternative

EXPECTED 2015-16 MEASURABLE **OUTCOMES**

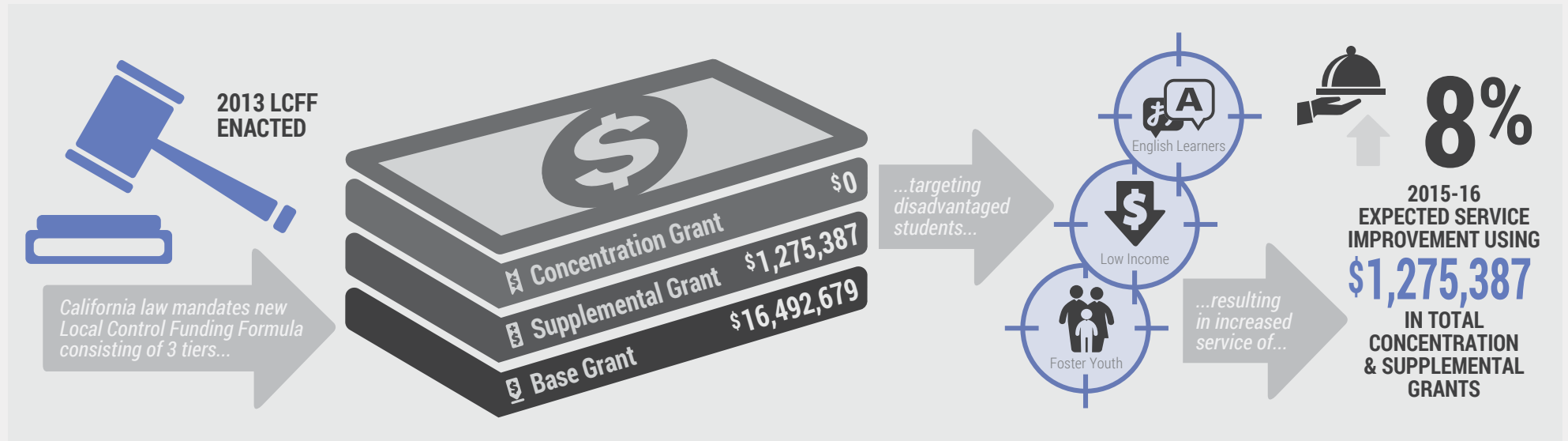
<p>4.1</p> <div style="text-align: right; font-weight: bold; font-size: 1.2em;">100%</div>  <p style="text-align: center;">MAINTAIN APPROPRIATELY ASSIGNED TEACHERS</p>	<p>4.2</p> <div style="text-align: right; font-weight: bold; font-size: 1.2em;">100%</div>  <p style="text-align: center;">MAINTAIN STUDENT ACCESS TO INSTRUCTIONAL MATERIALS</p>	<p>4.3</p> <div style="text-align: right; font-weight: bold; font-size: 1.2em;">100%</div>  <p style="text-align: center;">MAINTAIN FACILITIES IN GOOD REPAIR</p>	<p>4.4</p> <div style="text-align: right; font-weight: bold; font-size: 1.2em;">100%</div>  <p style="text-align: center;">MAINTAIN HIGHLY QUALIFIED TEACHER RATE</p>
<p>4.5</p> <div style="text-align: right; font-weight: bold; font-size: 1.2em;">80%</div>  <p style="text-align: center;">SURVEY RESULTS SAY ADMINISTRATORS HELPS TEACHERS</p>	<p>4.6</p> <div style="text-align: right; font-weight: bold; font-size: 1.2em;">80%</div>  <p style="text-align: center;">SURVEY RESULTS SAY ADMINISTRATORS SUPPORT TEACHER COLLABORATION</p>	<p>4.7</p> <div style="text-align: right; font-weight: bold; font-size: 1.2em;">80%</div>  <p style="text-align: center;">SURVEY RESULTS SAY ADMINISTRATORS COMPLEMENT TEACHERS</p>	<p>4.8</p> <div style="text-align: right; font-weight: bold; font-size: 1.2em;">100%</div>  <p style="text-align: center;">INDUCTION TEACHERS COMPLETE ALL PROGRAM REQUIREMENTS</p>

2. Goals, Actions & Expenditures *(Continued)*

EXPECTED 2015-16 ACTIONS & EXPENDITURES

Goal #4	Action / Service	Amount	Target
	4.1 - Expand leadership opportunities for teachers, classified & administration (PD)	\$60,200	 All Students 
	4.2 - Survey parents, students & staff to evaluate school climate & instructional leadership	N/C	
	4.3 - Emphasize leadership development at every District & Site PLC meeting	N/C	
	4.4 - Beginning teachers will have fully paid induction support & mentor program (coach stipends, participation fee)	\$45,000	
	4.5 - Develop/implement recruitment schedule to hire qualified teachers annually (travel expenses)	\$30,000	
Total Specified 2015-16 LCAP Expenditures:		\$3,217,287	

2015-16 EXPECTED SERVICE IMPROVEMENT





GOAL
#1



INCREASE STUDENT ACHIEVEMENT

2014-15 Expenditures

\$1,320,267

Goal in Progress



2014-15 Outcomes	Metrics	Progress	2014-15 Outcomes	Metrics	Progress
1.1 Improved staff CCSS survey results	63%	✓	1.6 Increase EAP Math pass rate	20%	🕒
1.2 Improved staff PD survey results	51%	✓	1.7 Effective interventions in place	7	✓
1.3 Increase EL CELDT proficiency	35%	✓	1.8 RTI students achieve 1 year growth	69%	✓
1.4 Increase AP exam pass rate	55%	🕒	1.9 Staff analysis shows integration of CCSS	91%	✓
1.5 Increase EAP ELA pass rate	10%	🕒	1.10 Increase amount of CTE courses	88	✓



GOAL
#2



INCREASE TECHNOLOGY USE

2014-15 Expenditures

\$1,477,979

Goal Met



2014-15 Outcomes	Metrics	Progress	2014-15 Outcomes	Metrics	Progress
2.1 New technology devices in classrooms	1,625	✓	2.3 Training in Illuminate data system	yes	✓
2.2 Upgraded Internet infrastructure	yes	✓			



GOAL
#3



MORE STUDENT & PARENT SUPPORT

2014-15 Expenditures

\$13,082

Goal in Progress



2014-15 Outcomes	Metrics	Progress	2014-15 Outcomes	Metrics	Progress
3.1 Increase parent involvement at all sites	7	✓	3.5 Increase graduation rates, pending, some	pending	🕒
3.2 Increase attendance rates	95.9%	✓	3.6 Decrease suspension rates	1%	✓
3.3 Decrease chronic absenteeism	5.6%	✓	3.7 Decrease expulsion rates	.03%	✓
3.4 Decrease MS & HS dropout rates	pending	🕒			



GOAL
#4



FOSTER A CULTURE OF EXCELLENCE

2014-15 Expenditures

\$42,672

Goal Met



2014-15 Outcomes			Metrics	Progress	2014-15 Outcomes			Metrics	Progress
4.1 Leadership training for parents/teachers/admin			yes	✓	4.5 Administrators help teachers			83%	✓
4.2 Maintain appropriately assigned teachers			100%	✓	4.6 Administrators support teacher collaboration			76%	✓
4.3 Access to instructional materials			100%	✓	4.7 Administrators complement teachers			80%	✓
4.4 Facilities in good repair			100%	✓					

- ✓ - Completed
- 🕒 - Progress Made
- 🔍 - Investigate Further



Abbreviations: AEC (Alternative Education Center), AMAO (Annual Measurable Achievement Objectives), AP (Advanced Placement), AVID (Advancement Via Individual Determination), CAHSEE (California High School Exit Examination), CCSS (Common Core State Standards), CELDT (California English Language Development Test), CSU (California State University), CTE (Career Technical Education), EAP (Early Assessment Program), EL (English Learner), ELA (English Language Arts), FIMS (Fort Irwin Middle School), FTE (Full Time Equivalent), HS (High School), K (Kindergarten), LCAP (Local Control Accountability Plan), LCFF (Local Control Funding Formula), LES (Lewis Elementary School), LI (Low Income), MS (Middle School), NES (Newberry Elementary School), PBIS (Positive Behavioral Interventions and Supports), PD (Professional Development), PLC (Professional Learning Community), RTI (Response to Intervention), SPED (Special Education), SVHS (Silver Valley High School), SVUSD (Silver Valley Unified School District), SWIS (School-Wide Information System), TK (Transitional Kindergarten), UC (University of California), YES (Yermo Elementary School).

This infographic provides a high-level summary only. For more specific details, please refer to the accompanying 73 page LCAP narrative plan.



Silver Valley Unified School District, 35320 Daggett-Yermo Rd., Yermo, CA 92398, Phone: (760) 254-2916, Website: www.svusdk12.net, CDS# 3673890.