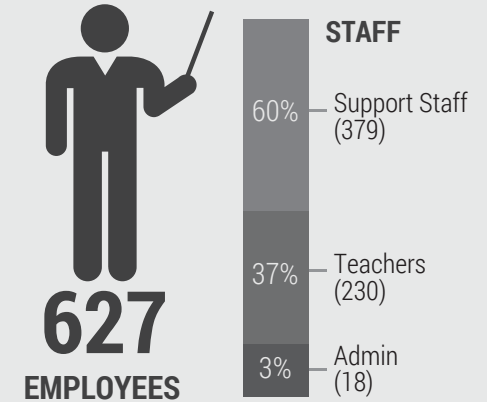
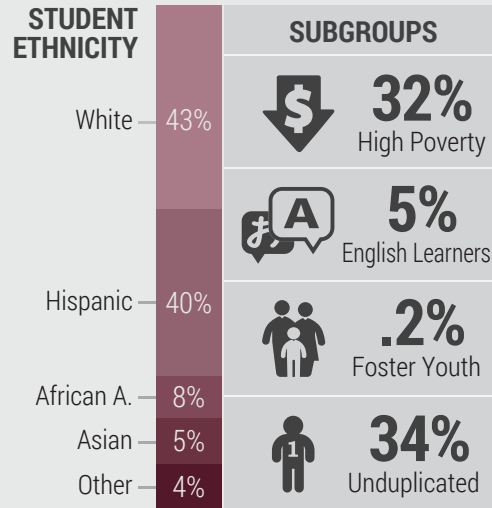




Local Control and Accountability Plan

District Overview

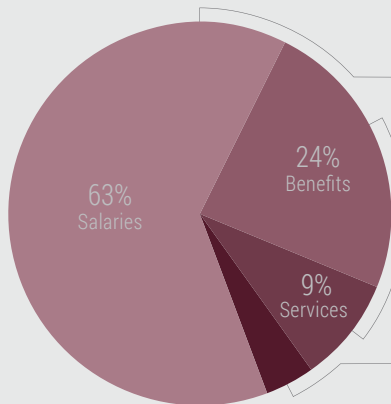


High School:	0	E/H Combo:	0
Middle:	2	Adult:	0
Elementary:	8	Ungraded:	0
Preschool:	0	Charter:	0

ANNUAL REVENUE



\$46,954,972




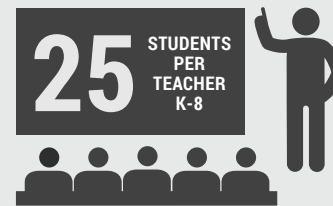
Employee Salaries:
\$27,064,531 (63%)

Employee Benefits:
\$10,169,742 (24%)

Services / Operations:
\$3,842,859 (9%)

Books / Supplies:
\$1,694,238 (4%)

Total General Fund Expenditures:
\$42,771,370 (100%)



Alta Loma School District, 9390 Base Line Rd., Alta Loma, CA 91701-5821; Phone (909) 484-5151; Website: www.alsd.k12.ca.us; CDS# 3667595

1. Stakeholder Engagement




Groups include:
 Parents, Students,
 District Teachers &
 Staff, Trustees,
 DELAC, Parent
 Group Leaders,
 Parent Advisory
 Committee,
 Student Senates,
 Safe School
 Ambassadors



Checklist of Items Shared:

- District Profile Data
- State Education Priorities
- LCAP & LCFF Overview
- School Site Plans



ALSD has informed, consulted, and involved school stakeholders in the process of creating the LCAP as summarized above. Communications to stakeholders includes:



District website, fliers, automated phone calls, global emails, and open meeting dates.

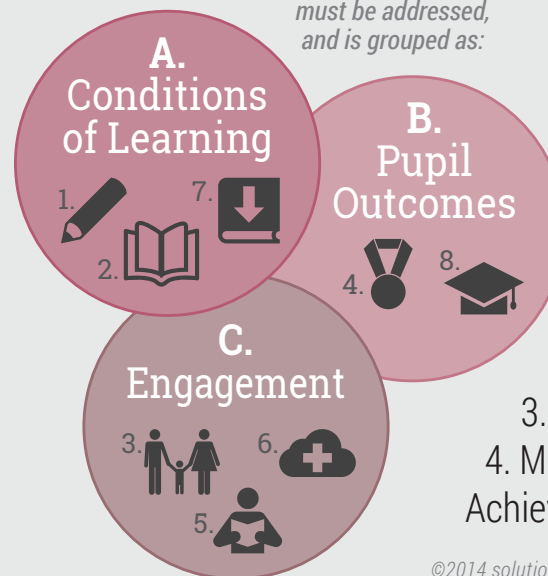
State & Local Priorities



THE 8 STATE EDUCATION PRIORITIES

1. Basic Services
2. Academic Standards
3. Parent Involvement
4. Student Achievement
5. Student Engagement
6. School Climate
7. Course Access
8. Other Outcomes

Each State Priority must be addressed, and is grouped as:




Stakeholder input is aligned with California's Education Priorities...

& D. TOP LOCAL PRIORITIES

1. Highly Qualified Teachers
2. Professional Development
3. Broad Course of Study
4. Measure Student Achievement...

... and results in Annual Goals...

2. Goals and Progress




Basic Services
(State Priority #1)

METRICS & OUTCOMES 2014-15

1.1


100%



HIGHLY QUALIFIED TEACHERS

1.2


100%



NEW INDUCTION TEACHERS TRAINED & ASSESSED

1.3


70%



TEACHERS REPORT SUFFICIENT INSTRUCTIONAL MATERIALS


1.4

80%





PARENTS REPORT SCHOOLS ARE CLEAN & REPAIRED

← **GROUPS SERVED** →

- All Students 

← **SITES SERVED** →

- All Schools 




Academic Standards
(State Priority #2)

METRICS & OUTCOMES 2014-15

2.1


95%



TEACHERS PARTICIPATING IN 3+ STAFF DEVELOPMENT DAYS

2.2


95%



ELL TEACHER COACHING - NEW TEACHER COHORT


2.3

30%




TEACHERS USE CCSS-ALIGNED TECHNOLOGY 1+/WEEK

2.4




IDENTIFY STUDENTS NEEDING INTERVENTION / ENRICHMENT

← **GROUPS SERVED** →


- All Students 

← **SITES SERVED** →

- All Schools 

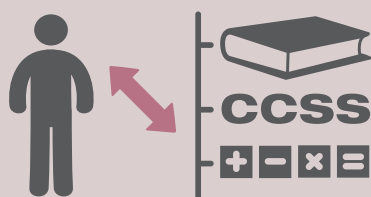
METRICS & OUTCOMES 2014-15

2.5




PROMOTE A HOME /SCHOOL PARTNERSHIP WITH PARENTS

2.6





ACCESS TO CCSS ALIGNED INSTRUCTIONAL MATERIALS

← **GROUPS SERVED** →

- All Students 

← **SITES SERVED** →


- All Schools 



Course Access
(State Priority #7)


METRICS & OUTCOMES 2014-15

3.1




ALL STUDENTS ACCESS A BROAD COURSE OF STUDY


← **GROUPS SERVED** →

- All Students 

← **SITES SERVED** →

- All Schools 



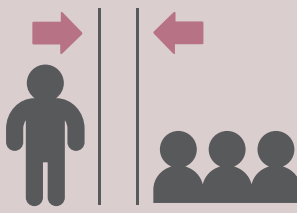

2. Goals and Progress (Continued)




Student Achievement
(State Priority #4)

GOAL #4


METRICS & OUTCOMES 2014-15

<p>4.1</p>  <p>ESTABLISH CAASPP BASELINE FOR STUDENT ACADEMIC GROWTH</p>	<p>4.2</p>  <p>MEASURE STUDENT ACHIEVEMENT PROGRESS</p>	<p>4.3</p>  <p>DECREASE SUBGROUP ACHIEVEMENT GAP</p>	<p>4.4</p>  <p>ENSURE HIGH SCHOOL, COLLEGE & CAREER READINESS</p>
--	--	--	---



← **GROUPS SERVED** →

- All Students 


← **SITES SERVED** →

- All Schools 


METRICS & OUTCOMES 2014-15

<p>4.5</p>  <p>49%</p> <p>EL STUDENTS ENGLISH PROFICIENT ON CELDT</p>	<p>4.6</p>  <p>+5%</p> <p>INCREASE STUDENTS RECLASSIFIED AS ENGLISH PROFICIENT</p>
--	---


← **GROUPS SERVED** →

English Learners 

← **SITES SERVED** →


- All Schools 

METRICS & OUTCOMES 2014-15




Other Outcomes
(State Priority #8)


GOAL #5


<p>5.1</p>  <p>70%</p> <p>GRADES 4-8 SCORE PROFICIENT ON DISTRICT DEVELOPED COMMON ASSESSMENTS</p>

← **GROUPS SERVED** →

- Grades 4-8 

← **SITES SERVED** →




- All Schools 




Parent Involvement
(State Priority #3)

GOAL #6


METRICS & OUTCOMES 2014-15

<p>6.1</p>  <p>50%</p> <p>PARENTS SURVEYED TO IDENTIFY AREAS OF NEED / IMPROVEMENT</p>	<p>6.2</p>  <p>PROMOTE INPUT FROM UNDER-REPRESENTED FAMILIES</p>	<p>6.3</p>  <p>INCREASED PARENT PARTICIPATION IN PROGRAMS & EVENTS</p>
---	---	--

← **GROUPS SERVED** →

- All Students 

← **SITES SERVED** →

- All Schools 

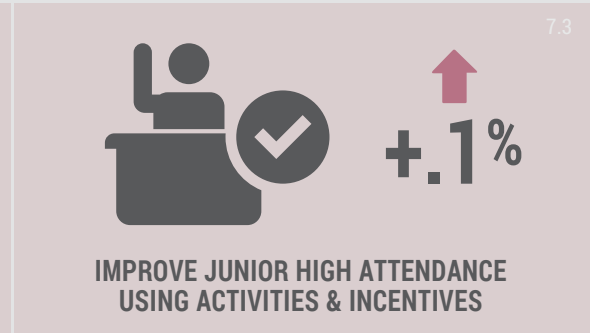
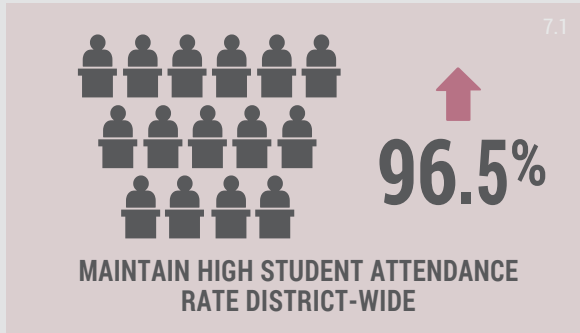
2. Goals and Progress (Continued)



Student Engagement
(State Priority #5)

GOAL #7


METRICS & OUTCOMES 2014-15



← **GROUPS SERVED** - All Students  →


← **SITES SERVED** - All Schools  →

METRICS & OUTCOMES 2014-15



← **GROUPS SERVED** - All Students  ↔

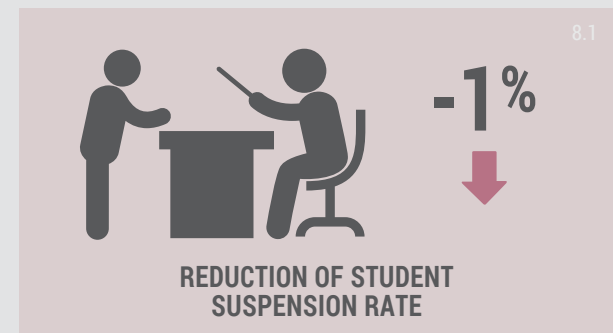
↔ **SITES SERVED** - All Schools  →



School Climate
(State Priority #6)

GOAL #8

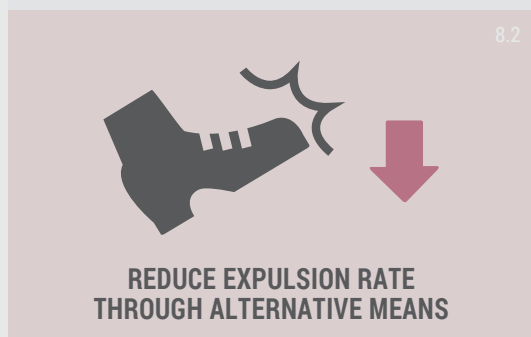
METRICS & OUTCOMES 2014-15



← **GROUPS SERVED** - All Students  ↔

↔ **SITES SERVED** - All Schools  →

METRICS & OUTCOMES 2014-15



← **GROUPS SERVED** - All Students  →

← **SITES SERVED** - All Schools  →

























3. Actions, Services & Expenditures






























Goal	Action / Service - Year 1	Amount	Target	Source	
<p>BASIC SERVICES</p>	<p>1.1 Hire appropriately credentialed teachers.</p> <ul style="list-style-type: none"> - Hire teachers trained with embedded EL strategies. 	\$16,750,000	<p>All Students</p>	<p>Base Grant Supplemental Grant Concentration Grant</p>	
	<p>1.2 Identify tenured teachers as Support Providers for beginning BTSA teachers (21 x \$1500).</p> <ul style="list-style-type: none"> - Provide teacher training in ELD & SIOP (English Language Development & Sheltered Instruction Observation Protocol, Substitute teachers, 120 days @ \$115/day). 	\$0			
	<p>1.3 Classroom observation time for new teachers & Support Providers (30 teachers, 10 Support Providers, 3 days ea. @ \$100).</p> <ul style="list-style-type: none"> - Purchase CCSS (Common Core State Standards) "bridge" materials to support ELA (English Language Arts) & math. - Train all teachers in appropriate support materials in ELA & math. - Purchase CCSS math materials. - Purchase supplemental intervention materials in ELA & math. - Provide Universal Access / CCSS supplemental materials in ELA & math. 	\$31,500	<p>English Learners</p>	<p>Economic Impact Aid</p>	
	<ul style="list-style-type: none"> - Purchase CCSS (Common Core State Standards) "bridge" materials to support ELA (English Language Arts) & math. - Train all teachers in appropriate support materials in ELA & math. - Purchase CCSS math materials. - Purchase supplemental intervention materials in ELA & math. - Provide Universal Access / CCSS supplemental materials in ELA & math. 	\$13,800	<p>All Students</p>	<p>CCSS CA Common Core Instructional Funds</p>	
	<ul style="list-style-type: none"> - Purchase CCSS (Common Core State Standards) "bridge" materials to support ELA (English Language Arts) & math. - Train all teachers in appropriate support materials in ELA & math. - Purchase CCSS math materials. - Purchase supplemental intervention materials in ELA & math. - Provide Universal Access / CCSS supplemental materials in ELA & math. 	\$12,000			
	<p>1.4 Complete work orders & deferred maintenance projects on time.</p> <ul style="list-style-type: none"> - Survey sites for infrastructure capability to accommodate growing device use. - Reduce class sizes: grades 1-3 to 25:1, TK & K to 28:1. 	\$200,000	<p>English Learners, Foster Youth, High Poverty</p>	<p>Base Grant Supplemental Grant Concentration Grant</p>	
	<ul style="list-style-type: none"> - Survey sites for infrastructure capability to accommodate growing device use. 	\$0			
	<ul style="list-style-type: none"> - Reduce class sizes: grades 1-3 to 25:1, TK & K to 28:1. 	\$500,000			<p>Lottery Funds</p>
		<ul style="list-style-type: none"> - Survey sites for infrastructure capability to accommodate growing device use. - Reduce class sizes: grades 1-3 to 25:1, TK & K to 28:1. 	\$20,000		
		<ul style="list-style-type: none"> - Survey sites for infrastructure capability to accommodate growing device use. - Reduce class sizes: grades 1-3 to 25:1, TK & K to 28:1. 	\$10,000		
	<ul style="list-style-type: none"> - Survey sites for infrastructure capability to accommodate growing device use. - Reduce class sizes: grades 1-3 to 25:1, TK & K to 28:1. 	3%			
	<ul style="list-style-type: none"> - Survey sites for infrastructure capability to accommodate growing device use. - Reduce class sizes: grades 1-3 to 25:1, TK & K to 28:1. 	\$0			
	<ul style="list-style-type: none"> - Survey sites for infrastructure capability to accommodate growing device use. - Reduce class sizes: grades 1-3 to 25:1, TK & K to 28:1. 	\$250,000			


























3. Actions, Services & Expenditures *(Continued)*

 Goal	 Action / Service - Year 1	 Amount	 Target	 Source	
 <p>ACADEMIC STANDARDS</p> 	<p>2.1 Provide 1 Staff Development Day on Common Core State Standards.</p> <ul style="list-style-type: none"> - Teacher release days for grade level specific training (Substitutes for 240 teachers, 2 release days @ \$115). - Provide 2 Staff Development Days on Universal Access & students performing below grade level. - Release days for SIOP training & coaching (teachers of EL students). - Provide training in ELD standards as part of SIOP. 	<p>\$100,000 \$55,200</p>	 <p>All Students</p>	<p>CCSS CA Common Core Instructional Funds</p>	
	<ul style="list-style-type: none"> - Provide 2 Staff Development Days on Universal Access & students performing below grade level. - Release days for SIOP training & coaching (teachers of EL students). - Provide training in ELD standards as part of SIOP. 	<p>\$100,000</p>		 <p>Economic Impact Aid</p>	
	<p>2.2 Provide teacher intervention & accommodation training to help students access CCSS (20 substitute teachers @ \$115/day for 3 days).</p> <ul style="list-style-type: none"> - Provide 20 teachers with SIOP training. - Provide 3 half days of coaching for SIOP-trained teachers. - Hire 1 teacher on assignment. 	<p>\$6,900 \$6,900 \$6,900</p>			
	<p>2.3 Upgrade computers at each school.</p> <ul style="list-style-type: none"> - Site Leaders provide technology professional development (stipend, 10 teachers). - Provide students online math & reading intervention. - Provide online reading programs to enhance language development. 	<p>\$6,900 \$3,450 \$80,000</p>			
	<p>2.4 Determine student proficiency & intervention (using formative assessments).</p>	<p>\$150,000</p>		<p>CCSS CA Common Core Instructional Funds</p>	
	<p>2.5 Provide CCSS resources to parents.</p> <ul style="list-style-type: none"> - Provide Parent University / site-based parent info nights about CCSS. - Provide CCSS resources to parents in Spanish / other languages. - Address parent survey needs in Parent University workshops. 	<p>\$0 \$0</p>		 <p>Base Grant Supplemental-Grant Concentration-Grant</p>	
	<p>2.6 Purchase ELA and Math "bridge" materials.</p> <ul style="list-style-type: none"> - Scope & sequence of standards / units of instruction for teachers. - Continue CCSS alignment with current textbooks and bridge materials. 	<p>\$0 \$4,000 \$2,500 \$4,000</p>		<p>Title I Federal Funds</p>	
	<p>2.6 Purchase ELA and Math "bridge" materials.</p> <ul style="list-style-type: none"> - Scope & sequence of standards / units of instruction for teachers. - Continue CCSS alignment with current textbooks and bridge materials. 	<p>\$0 \$200,000 \$55,000 \$0</p>		<p>CCSS CA Common Core Instructional Funds</p>	
	 <p>COURSE ACCESS</p>	<p>3.1 Provide access to visual & performing arts, technology, & physical education (14.5 Teachers).</p> <ul style="list-style-type: none"> - Provide instruments & clothing for P.E. (when families are unable to). 	<p>\$1,160,000 \$0</p>		 <p>Base Grant Supplemental-Grant Concentration-Grant</p>

3. Actions, Services & Expenditures *(Continued)*

 Goal	 Action / Service - Year 1	 Amount	 Target	 Source
 <p>STUDENT ACHIEVEMENT</p> 	4.1 Perform baseline formative assessments to measure student growth (Synced Solution).	\$55,000	 English Learners	 CCSS CA Common Core Instructional Funds
	<ul style="list-style-type: none"> - EL classroom aides for additional student support. - Professional development to coach EL teacher in SIOP model. 	\$140,000		 Economic Impact Aid
	4.2 Student achievement data analyzed & used to inform instruction at each site (minimum 1/2 day / teacher ea. trimester).	\$41,400	 Foster Youth, High Poverty	 Title III & Supplemental Funds
	<ul style="list-style-type: none"> - Junior high after school intervention. - HP & FY - 	\$12,000		
	4.3 Provide intervention programs for at-risk students (before, after, and/or during school day).	\$0	 All Students	 Base Grant Supplemental Grant Concentration Grant
	<ul style="list-style-type: none"> - Provide RTI & positive intervention professional development. - Small group instruction or after school intervention (junior high schools). - Additional classroom support (instructional aides & teachers SIOP trained). 	\$10,000		
4.4 Junior high students meet 2x/year with the dean to ensure on-track promotion by 8th grade.	\$0	 English Learners, Foster Youth, High Poverty	 Economic Impact Aid	
4.5 English academic instruction in the content areas (Specially Designed Academic Instruction in English - SDAIE).	\$6,900		 Title III LEP Federal Funds	
<ul style="list-style-type: none"> - SIOP teacher training with TOA coaching. 	\$80,000			
 <p>OTHER OUTCOMES</p>	5.1 Provide junior high History/Social Science teacher training to support ELA CCSS.	\$3,450	 All Students	 Title I Federal Funds
	<ul style="list-style-type: none"> - Teacher SIOP training on ELD standards with strategies for EL & redesignated students. 	\$6,900	 English Learners	 Economic Impact Aid
 <p>PARENT INVOLVEMENT</p>	6.1 Develop & administer annual parent survey (on-line and paper/pencil).	\$0	 All Students	 Economic Impact Aid
	<ul style="list-style-type: none"> - Parent survey in Spanish (on-line and paper/pencil). 	\$2,500		
	6.2 Annual parent survey includes the ability to identify parent responses from significant subgroups .	\$0	 English Learners	 Title III LEP Federal Funds
6.3 Support multiple opportunities for parent involvement .	\$0			
<ul style="list-style-type: none"> - Translate home-to-school communications about school programs. 	\$2500			

3. Actions, Services & Expenditures *(Continued)*

 Goal	 Action / Service - Year 1	 Amount	 Target	 Source
 <p>STUDENT ENGAGEMENT</p> 	7.1 Administrators monitor student attendance & meet with at-risk students & parents.	\$0	 <p>All Students</p>	 <p>Base Grant Supplemental Grant Concentration Grant</p>
	7.2 Monitor chronic absenteeism , hold SART & SARB meetings as necessary.	\$0		
	7.3 Continue to review student attendance records , incentives & activities. - Provide student after school intervention & support to assure connectedness to school. EL, FY & HP -	\$0		
	7.4 Early identification & intervention for students at risk of not promoting .	\$12,000	 	
	7.5 Provide multiple opportunities for students & families to make a positive school connection .	\$12,000	 <p>All Students</p>	 <p>Base Grant Supplemental Grant Concentration Grant</p>
	- Safe School Ambassador & Rachel's Challenge program support in junior highs. EL, FY & HP -	\$5,000	 	 <p>Base Grant Supplemental Grant Concentration Grant</p>
 <p>SCHOOL CLIMATE</p> 	8.1 Staff training in Response to Intervention strategies for behavior interventions.	\$10,000	 <p>All Students</p>	 <p>Base Grant Supplemental Grant Concentration Grant</p>
	- Mental Health counseling for Special Education students. - Provide Bilingual Family Counseling where appropriate.	\$150,000		
	8.2 Substitutes for staff training in other means of correction & behavior intervention strategies .	\$30,000	 	 <p>Mental Health Funds</p>
	- Hire school psychologist for mental health needs of Special Education students.	\$11,500		<p>MBO Federal Funds</p>
	8.3 Implement positive behavior programs for all students. - Investigate & address all reported bullying incidents .	\$90,000		
	- Implement Safe School Ambassador programs at junior high schools. 8.4 Maintain home to school communication (via school / district website, global connect auto-dialer, newsletters). - Provide school & district program information in primary language .	\$5,000	 <p>Base Grant Supplemental Grant Concentration Grant</p>	 <p>Economic Impact Aid</p>

This infographic provides a high-level summary only. For more specific details, please refer to the accompanying LCAP narrative plan.
 ©2014 solutions@goboinfographics.com

Total 2014-15 LCAP Expenditures: \$ 20,529,000

