


Local Control & Accountability Plan Summary



DISTRICT STORY



2,361 TK-12 STUDENTS



7 SCHOOLS

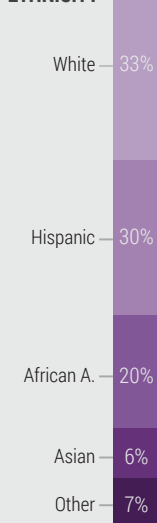


5 DISTINGUISHED Schools



253 EMPLOYEES

STUDENT ETHNICITY



SUBGROUPS



Parent involvement at all-time high

95% Parent Conference participation rate



Leader in Innovation & Technology

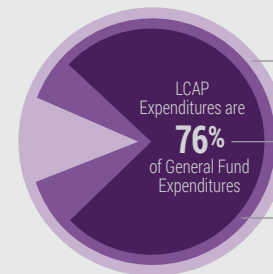
Annual Robotics Competition

District Mission:

Every GSUSD student will discover a passion for education & develop self confidence. Every student will graduate high school with the tools & skills for college & career.



BUDGET



General Fund Expenditures: **\$27,895,726**
 LCAP Expenditures: **\$21,234,495**
 LCFF Revenues: **\$23,083,025**
 (Totals Budgeted for 2017-18 LCAP Year)

Additional Expenditures Not Specified in the LCAP:

1 - Continue to provide funding for retiree benefit plans	\$3,618,422
2 - Contract independent auditor to ensure fiscal responsibility	\$550,000
3 - Funding for utilities at school sites & district office	\$492,809

LCAP HIGHLIGHTS

↑ Increase Academic Achievement



GOAL #1

Highlighted Actions & Expenditures

1.1 - Highly qualified staff	\$688,000
1.2 - New teacher induction program	\$16,000
1.3 - CCSS Aligned materials & instructional supplies	\$40,000



✓ Positive Learning Environment

GOAL #2

Highlighted Outcomes & Metrics

INCREASE ATTENDANCE RATES	↑ 95%
COLLECT ENVIRONMENT INDICATOR DATA	Set Baseline

↑ Increase Digital Access



GOAL #3

Highlighted Outcomes & Metrics

INCREASE TECHNOLOGY DEVICES	+30%
IMPROVE STUDENT/DEVICE RATIO	↑ 1:1



Local Control & Accountability Plan Summary



GREATEST PROGRESS

<p>Increased academic performance</p>	<p>Status: Medium</p> <p>Change: Increased</p>
<p>Increased technology access</p>	<p>Indicator:</p> <p>Stakeholder Feedback</p>

- Planned Actions to Maintain Progress:**
- 3.6** - Continue State standards implementation PD (academic content coaches)
 - 2.8** - Expand classroom technology & internet access (especially for underserved populations)

GREATEST NEEDS

<p>Decrease suspension rates</p>	<p>Status: Medium</p> <p>Change: Declined</p>
<p>Decrease chronic absenteeism</p>	<p>Status: Low</p> <p>Change: Declined</p>
<p>Improve school climate</p>	<p>Status: Very Low</p> <p>Change: Declined</p>

- Planned Actions to Address Needs:**
- 1.1** - Positive Behavior Intervention Systems implementation will address suspension issues
 - 1.2** - Attendance liaison will work directly with students & families

PERFORMANCE GAPS

Subgroup in Need:	State Indicators:	2. Suspension Rate	3. English Learner	4. Graduation Rate	5. College/Career Readiness	6. ELA Assessment	7. Math Assessment
Hispanic							
English Learners							
Low Income							
African American							
Homeless							
Asian							
SWD							
Foster Youth							

- Planned Actions to Address Performance Gaps:**
- 1.1** - PBIS implementation
 - 2.3** - We have contracted with the EL Workgroup to provide PD for entire LEA, including classroom visitation & follow up coaching sessions with academic content coaches & site administrators

INCREASED OR IMPROVED SERVICES

EL Teacher Professional Development for English Learners

PBIS Implementation for Low Income