

# THE LOCAL CONTROL FUNDING FORMULA

An  
Introductory  
Overview

The Promise  
of a Better  
Education for  
California's  
Students



## LCFF

California's education system has undergone a massive shift in school funding & monitoring. Enacted in 2013, the Local Control Funding Formula (LCFF) replaced the previous model of revenue limits & categorical programs, that had been in effect for 40 years, with a simplified system of grants:

BEFORE



Revenue Limits & Categorical Programs

NOW



Base Grant



Supplemental Grant



Concentration Grant

## 3 Pillars of LCFF

Removing the old system's restrictions & red tape, LCFF encourages creative, innovative, and resourceful solutions at the local level:



### EQUITY

High need LEAs\* get the funds needed to close achievement gaps, moving from equality towards equity.



### LOCAL CONTROL

Decisions are made locally to meet local needs, moving from top-down orders to ground-level solutions.



### CONTINUOUS IMPROVEMENT

Every year will get better, moving from compliance towards incremental improvement, and leading the way to increased equity and accountability.

## Local Control & Accountability Plans

A key part of LCFF legislation requires each LEA to create an annual LCAP that:

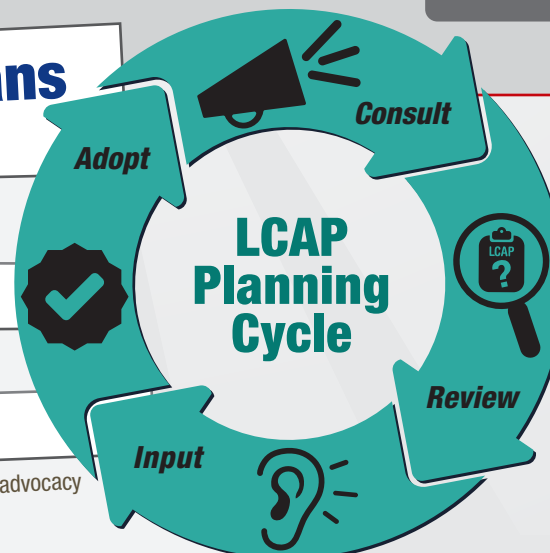
Lists the **goals** they are working to achieve,

defines **outcomes** they plan to reach,

details **actions** they will take,

& tracks **expenditures** that fund the process.

By transparently presenting their plan, LEAs are held accountable by teachers, parents, and advocacy groups that are engaged in the LCAP creation & annual review process.



To support continuous improvement, LEAs are required to complete the LCAP planning cycle each year:

- **Consult** (review last year's plan with stakeholders to evaluate necessary changes)
- **Review** (revise & draft new LCAP)
- **Input** (publicly available for comment before board approval)
- **Adopt** (Board approval, followed by County approval)




# State Priorities & Metrics

LEAs may report student progress as they see appropriate, but must address at a minimum the 8 priorities & 26 metrics specified by the State in the LCAP instructional addendum.

## A. Conditions of Learning

-  1. Basic Services
-  2. Academic Standards
-  7. Course Access









## C. Engagement

-  3. Parent Involvement
-  5. Student Engagement
-  6. School Climate

## B. Pupil Outcomes

-  4. Student Achievement
-  8. Other Outcomes

## Examples of the 26 metrics include:

-  1. Appropriately assigned / credentialed teachers
-  4. Implement adopted content & standards
-  6. Parent input on decision making
-  9. Statewide assessments
-  15. School attendance rates
-  20. Pupil suspension rates
-  22. Other local measures
-  23. Broad course of study

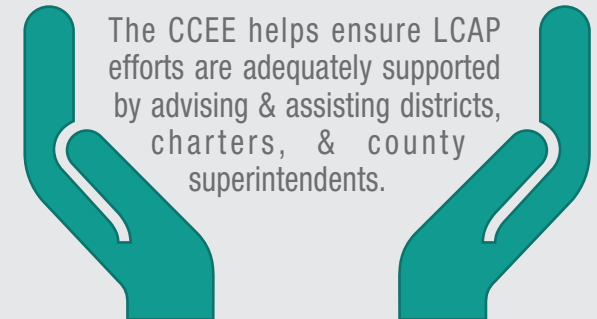
## California School Dashboard



Launched in 2017, the Dashboard reports school & LEA performance for accountability & intervention. Under-performing LEAs receive collaborative intervention & support from the CCEE & their County Office of Education.

State Indicators	Local Indicators
<ul style="list-style-type: none"> <li> 1. Chronic Absenteeism</li> <li> 2. Suspension Rate</li> <li> 3. English Learner</li> <li> 4. Graduation Rate</li> <li> 5. College/Career Readiness</li> <li> 6. ELA Assessment</li> <li> 7. Math Assessment</li> </ul>	<ul style="list-style-type: none"> <li> 1. Basic Conditions</li> <li> 2. Academic Standards Implementation</li> <li> 3. School Climate Surveys</li> <li> 4. Parent Involvement &amp; Engagement</li> </ul>
State Performance Levels	Local Performance Levels
<ul style="list-style-type: none"> <li> Blue (Highest)</li> <li> Green</li> <li> Yellow</li> <li> Orange</li> <li> Red (Lowest)</li> </ul>	<ul style="list-style-type: none"> <li> Met</li> <li> Not Met</li> <li> Not Met for 2+ yrs</li> </ul>




## California Collaborative for Educational Excellence



The CCEE helps ensure LCAP efforts are adequately supported by advising & assisting districts, charters, & county superintendents.

## Fulfilling the Promise

Through stakeholder engagement, a commitment to transparency, and accountability, we fulfill the promise of the LCFF, improve our children's education, & make California's future better.

How Everyone Benefits:	Parents	Teachers & Administrators	Students	Community Members	Employers
 <b>Transparency</b>	Know what your children learn and how they perform	Know what resources are planned for your school(s)	Know what resources & options are available to you	Know how your tax dollars are invested in your community's children	Know how well your future employee's are prepared for the workplace
 <b>Accountability</b>	Ensures that your children are sufficiently prepared for their future	Ensures that your school(s) receive necessary services	Ensures that your school gets the resources necessary to best serve you	Ensures that the education provided is the best use of resources	Ensures that future employee's have necessary skills & training
 <b>Engagement</b>	Participate in improving the quality of your children's education.	Participate in setting education expectations	Participate in improving your school & future	Participate in how your community is educated & tax dollars are spent	Participate in determining the preparedness of future employees