


Local Control and Accountability Plan

Carlsbad USD
2019-20 Highlights
Page 1 of 2



DISTRICT STORY



11,150 K-12TH STUDENTS



16
SCHOOLS



907
EMPLOYEES

STUDENT GROUPS



21%
Low Income



8%
English Learners



<1%
Foster Youth



11%
High Need

Core Values

Integrity, Excellence,
Respect, & Accountability



Graduate Profiles

Preparing all students for
life beyond High School

District Mission

We provide every student an
extraordinary education in
an inspiring environment




BUDGET

General Fund Expenditures:

\$123,144,769

General Fund expenditures
are broken down into the
following categories:



LCAP Expenditures:

\$26,129,505

Specified LCAP expenditures make up **21%** of General Fund expenditures.

GOAL

#1

INVESTING
\$3,198,777



**Standards-Based
Learning in Safe Schools**

HIGHLIGHTED OUTCOMES & METRICS

	INCREASE PROFESSIONAL DEVELOPMENT ONLINE PATHWAY ACTIVITIES COMPLETED	↑ 1,980
	DECREASE FACILITY WORK ORDER COMPLETION TIME	↓ 24 Days
	INCREASE CLEANING STANDARDS BEING MET	↑ 79.2%
	MAINTAIN GOOD+ RATINGS ON FIT FOR ALL SITES	= 100%
	MAINTAIN APPROPRIATELY ASSIGNED AND CREDENTIALLED TEACHERS	= 100%

HIGHLIGHTED ACTIONS, EXPENDITURES & TARGETS












1.1 - District initiative aligned professional development & collaboration	\$200,000	All Students
1.2 - Differentiated instructional strategies training & professional development	\$420,000	English Learners
1.3 - Identify, prioritize, & purchase instructional materials	\$880,000	
1.5 - Inventory, track, & upgrade technology hardware & software for grades 3-12	\$640,000	
1.6 - Inventory, track, & upgrade unduplicated student technology	\$160,000	English Learners
1.7 - Continue to implement professional development pathways to support technology use	\$286,400	
1.13 - Continue Media Center provisions	\$32,000	













Local Control and Accountability Plan

Carlsbad USD
2019-20 Highlights
Page 2 of 2



GOAL #2 INVESTING \$21,885,569			HIGHLIGHTED OUTCOMES & METRICS +*			HIGHLIGHTED ACTIONS, EXPENDITURES & TARGETS +*		
 College / Career Readiness				INCREASE GRADUATES COMPLETING A-G REQUIREMENTS	↑ 77%	2.2 - RTI staff support & training (aligned professional learning)	\$90,000	 
				INCREASE HS STUDENTS IN HONORS, AP OR COMMUNITY COLLEGE CLASSES	↑ 76%	2.3 - Implement academic intervention plan for students in need of support & subgroup students (AVID sections & training, summer school, & counselor support)	\$1,500,000	
				MAINTAIN AP PASS RATE	=/↑ 80%	2.4 - Continue ELD specialist model for ELA/ELD aligned support	\$479,264	
				INCREASE GRADUATION RATE	↑ 95.3%	2.7 - Targeted Special Education supports (general ed integration, preschool, special day, learning center programs, etc.)	\$18,176,305	 
				INCREASE STUDENTS PASSING EAP	↑ 78% 69% ^{Math}	2.8 - Increase Middle School counselors for academic & social-emotional support	\$175,000	
								

GOAL #3 INVESTING \$1,296,080			HIGHLIGHTED OUTCOMES & METRICS +*			HIGHLIGHTED ACTIONS, EXPENDITURES & TARGETS +*		
 Engaged School and Community				MAINTAIN POSITIVE RESPONSES ON PARENT UNIVERSITY SURVEYS	= 90%+	3.1 - Graduate Profile to develop soft skills responsive to local hiring needs (design career paths, close workforce gaps)	\$315,000	 
				INCREASE ATTENDANCE RATE	↑ 97.4%	3.2 - Continue Parent University course offerings based on LCAP Survey input	\$6,000	
				DECREASE CHRONIC ABSENTEEISM RATE	↓ 5.3% 4.2% ^{1st-6th}	3.4 - Maximize District / School site communication tools	\$216,080	
				INCREASE STUDENT CAREER PATHWAY PARTICIPATION	↑ 61.2%	3.8 - Create & implement multi-tiered level of supports for students in need (social-emotional & academic interventions, additional School Psychologists)	\$250,000	 
				INCREASE POSITIVE RESPONSES REGARDING SAFE LEARNING ENVIRONMENT	↑ 88.8%	3.9 - Improve safety & security protocols for all schools (training, emergency preparedness equipment & supplies, security personnel, & facility upgrades)	\$240,000	
								